

CHARLOTTE-MECKLENBURG CONTINUUM OF CARE HOUSING & HOMELESSNESS SYSTEM PERFORMANCE

GOVERNING BOARD PRESENTATION
19 NOVEMBER 2020

Charlotte-Mecklenburg Continuum of Care

Housing & Homelessness System Performance

November 2020 Report

One Number | Median FY 2020

The One Number is a count of the total number of individuals and households within one list generated from HMIS who are experiencing homelessness and in need of housing in Charlotte-Mecklenburg. The One number includes single adults, youth, veterans, chronic homelessness and individuals in families with children. Click [here](#) to access historical One Number Data, including inflow and outflow and household breakdowns.

3,165
Total
People

271
Families

1,779
Single
Individuals

113
Unaccompanied
Youth

Length of Time Homeless

This measure provides the average and median length of stay that people experience homelessness in emergency shelter in Charlotte-Mecklenburg. This data is generated from HMIS and reported annually.

Click [here](#) to view all data related to this measure.

KEY DATA: FY 2019



Average 118 Days
Median 62 Days



13 day average increase (FY18 - FY19)
52 day average increase (FY15 - FY19)

First Time Homelessness

This measure provides the number of people who experience homelessness for the first time compared to all people who experience sheltered homelessness during a year. This data is generated from HMIS and reported annually.

Click [here](#) to view all data related to this measure.

KEY DATA: FY 2019



62% of people experienced first episode of homelessness. This measure helps the community to understand the characteristics of people experiencing homelessness as well as the need for interventions targeting homeless prevention.

Exits to Permanent Housing

This measure provides the number of people who exit successfully to permanent housing across the federal fiscal year. The first part of the measure looks at combined exits from emergency shelter, transitional housing and rapid re-housing. The second part looks at permanent supportive housing; it includes retention of existing permanent supportive housing as well as exits to new permanent housing from permanent supportive housing. This data is generated from HMIS and reported annually.

Click [here](#) to view all data related to this measure.

MEASURE 1: COMBINED EXITS (NOT PSH)

KEY DATA: FY 2019



52% Exited to Permanent Housing
(1,822 Total People)



18% Rate Decrease (FY18 - FY19)
15% Rate Increase (FY15 - FY19)

MEASURE 2: PSH RETENTION & EXITS

KEY DATA: FY 2019



95% Retained or Exited to Permanent
Housing (1,011 Total People)



1% Rate Increase (FY18 - FY19)
1% Rate Decrease (FY15 - FY18)

Returns to Homeless

This measure provides the percentage of people who exited into permanent housing and returned to homelessness during the period that occurred within 2 years after exit. This data is generated from HMIS and reported annually.

Click [here](#) to view all data related to this measure.

KEY DATA: FY 2019



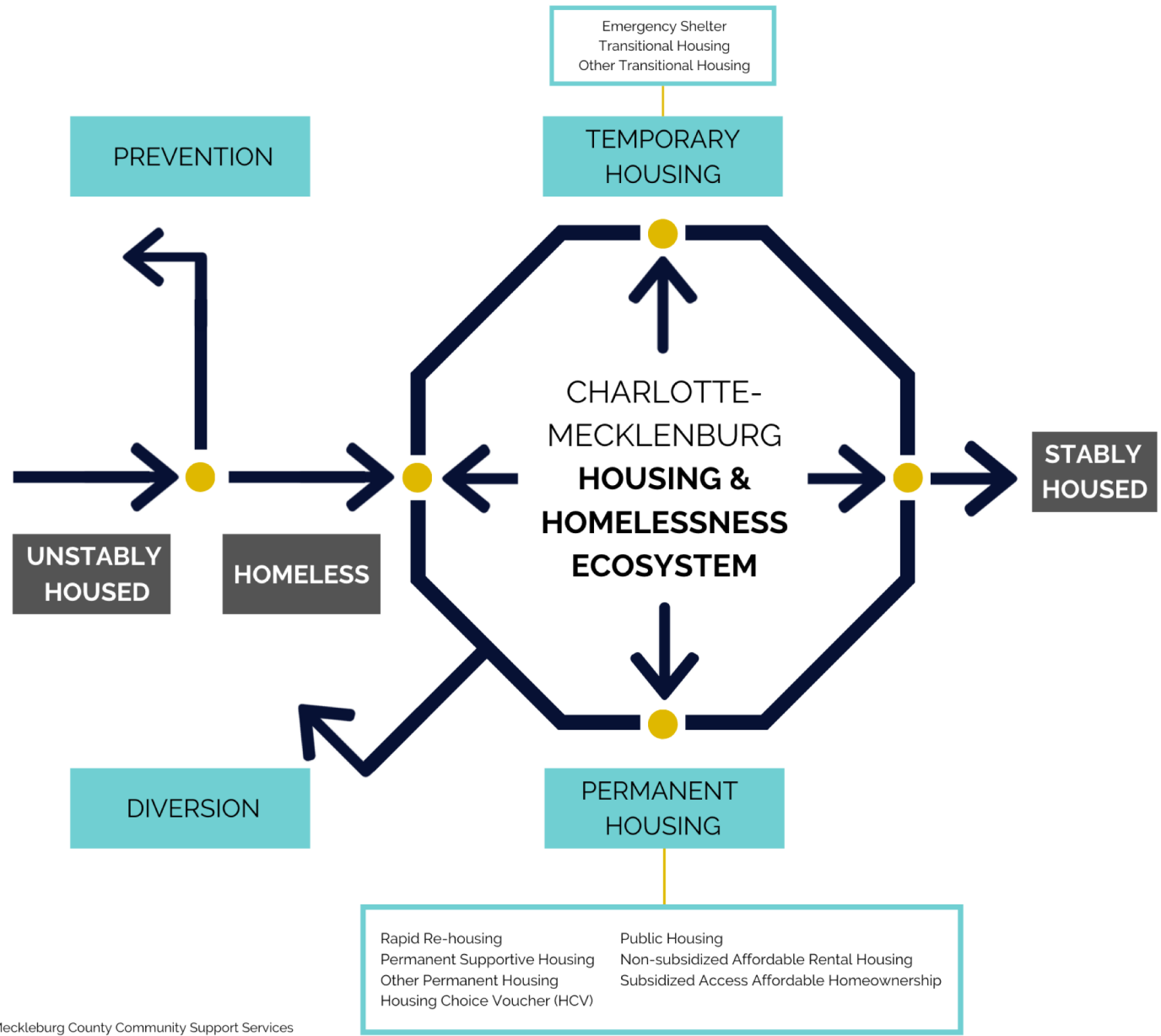
22% of people returned to
homelessness



78% of returns were from
emergency shelter

Access to and Availability of Affordable Housing in Mecklenburg County

This measure is not yet available. It is intended to provide the number of available and affordable rental units in Charlotte-Mecklenburg by Area Median Income; it also intended to provide the annual funding available for rental assistance to subsidize market-rate units in Charlotte-Mecklenburg.



1

FOCUS AREA

One Number | Median FY 2020

The One Number is a count of the total number of individuals and households within one list generated from HMIS who are experiencing homelessness and in need of housing in Charlotte-Mecklenburg. The One number includes single adults, youth, veterans, chronic homelessness and individuals in families with children. Click [here](#) to access historical One Number Data, including inflow and outflow and household breakdowns.

3,165

Total
People

271

Families

1,779

Single
Individuals

113

Unaccompanied
Youth

2

FOCUS AREA

Length of Time Homeless

This measure provides the average and median length of stay that people experience homelessness in emergency shelter in Charlotte-Mecklenburg. This data is generated from HMIS and reported annually.

Click [here](#) to view all data related to this measure.

KEY DATA: FY 2019



Average 118 Days
Median 62 Days



13 day average increase (FY18 - FY19)
52 day average increase (FY15 - FY19)

2

FOCUS AREA QUESTIONS

- What factors contribute to the increase in length of time homelessness?
- Is the length of time an individual experiences homelessness different than a family?
- What is the potential impact on the overall length of homelessness and overall shelter capacity if all “long stayers” were re-housed?
- What impact has COVID-19 had on length of time homelessness?
- What other system changes can decrease length of time homelessness?

Length of Time Homeless

This measure provides the average and median length of stay that people experience homelessness in emergency shelter in Charlotte-Mecklenburg. This data is generated from HMIS and reported annually.

Click [here](#) to view all data related to this measure.

KEY DATA: FY 2019



Average 118 Days
Median 62 Days



13 day average increase (FY18 - FY19)
52 day average increase (FY15 - FY19)

3

FOCUS AREA

First Time Homelessness

This measure provides the number of people who experience homelessness for the first time compared to all people who experience sheltered homelessness during a year. This data is generated from HMIS and reported annually.

Click [here](#) to view all data related to this measure.

KEY DATA: FY 2019



62% of people experienced first episode of homelessness. This measure helps the community to understand the characteristics of people experiencing homelessness as well as the need for interventions targeting homeless prevention.

3

FOCUS AREA QUESTIONS

- What factors contribute to first-time homelessness versus recurring experiences of homelessness?
- Are there significant differences among the population experiencing homelessness for the first time versus recurring homelessness?
- What impact has COVID-19 had on first time homelessness; recurring homelessness?
- What other system changes can reduce first-time homelessness

First Time Homelessness

This measure provides the number of people who experience homelessness for the first time compared to all people who experience sheltered homelessness during a year. This data is generated from HMIS and reported annually.

Click [here](#) to view all data related to this measure.

KEY DATA: FY 2019



62% of people experienced first episode of homelessness. This measure helps the community to understand the characteristics of people experiencing homelessness as well as the need for interventions targeting homeless prevention.

FOCUS AREA

Exits to Permanent Housing

This measure provides the number of people who exit successfully to permanent housing across the federal fiscal year. The first part of the measure looks at combined exits from emergency shelter, transitional housing and rapid re-housing. The second part looks at permanent supportive housing; it includes retention of existing permanent supportive housing as well as exits to new permanent housing from permanent supportive housing. This data is generated from HMIS and reported annually.

Click [here](#) to view all data related to this measure.

MEASURE 1: COMBINED EXITS (NOT PSH)

KEY DATA: FY 2019



52% Exited to Permanent Housing
(1,822 Total People)



18% Rate Decrease (FY18 - FY19)
15% Rate Increase (FY15 - FY19)

MEASURE 2: PSH RETENTION & EXITS

KEY DATA: FY 2019



95% Retained or Exited to Permanent
Housing (1,011 Total People)



1% Rate Increase (FY18 - FY19)
1% Rate Decrease (FY15 - FY18)

4

FOCUS AREA QUESTIONS

- What factors contribute to the decrease in exits to permanent housing?
- What impact has COVID-19 had on exits to permanent housing?
- What other system changes can increase exits to permanent housing?

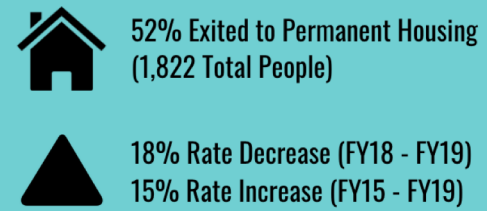
Exits to Permanent Housing

This measure provides the number of people who exit successfully to permanent housing across the federal fiscal year. The first part of the measure looks at combined exits from emergency shelter, transitional housing and rapid re-housing. The second part looks at permanent supportive housing; it includes retention of existing permanent supportive housing as well as exits to new permanent housing from permanent supportive housing. This data is generated from HMIS and reported annually.

Click [here](#) to view all data related to this measure.

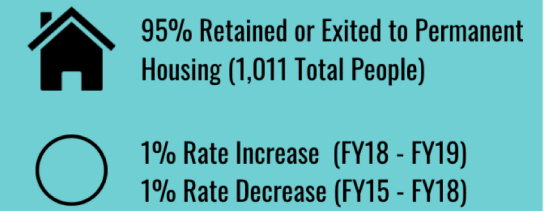
MEASURE 1: COMBINED EXITS (NOT PSH)

KEY DATA: FY 2019



MEASURE 2: PSH RETENTION & EXITS

KEY DATA: FY 2019



5

FOCUS AREA

Returns to Homeless

This measure provides the percentage of people who exited into permanent housing and returned to homelessness during the period that occurred within 2 years after exit. This data is generated from HMIS and reported annually.

Click [here](#) to view all data related to this measure.

KEY DATA: FY 2019



22% of people returned to homelessness



78% of returns were from emergency shelter

5

FOCUS AREA QUESTIONS

- What factors contribute to returns to homelessness?
- Are there significant differences among the population types / household composition?
- What impact has COVID-19 had on returns to homelessness?
- What other system changes can reduce returns to homelessness?

Returns to Homeless

This measure provides the percentage of people who exited into permanent housing and returned to homelessness during the period that occurred within 2 years after exit. This data is generated from HMIS and reported annually.

Click [here](#) to view all data related to this measure.

KEY DATA: FY 2019



22% of people returned to homelessness



78% of returns were from emergency shelter

6

FOCUS AREA

Access to and Availability of Affordable Housing in Mecklenburg County

This measure is not yet available. It is intended to provide the number of available and affordable rental units in Charlotte-Mecklenburg by Area Median Income; it also intended to provide the annual funding available for rental assistance to subsidize market-rate units in Charlotte-Mecklenburg.

Questions & Comments

CHARLOTTE-MECKLENBURG CONTINUUM OF CARE HOUSING & HOMELESSNESS SYSTEM PERFORMANCE

GOVERNING BOARD PRESENTATION
19 NOVEMBER 2020