

SERVICEPOINT

PATH REPORT

© 2017 Mediware Information Systems, Inc. All Rights Reserved.

ServicePoint™ and the ServicePoint™ logo are trademarks of Mediware Information Systems, Inc. All other brand or product names are trademarks or registered trademarks of their respective holders.

All agency and client names depicted herein are completely fictitious. No association with any real organization or persons is intended or should be inferred.

Mediware Information Systems
Housing and Community Services
333 Texas Street, Suite 300
Shreveport, LA 71101
Corporate: (888) MEDIWARE
Toll Free: (844) 213-8780
Direct: (318) 213-8780
Fax: (318) 213-8784
<http://www.mediware.com>

Table of Contents

Overview	3
Provider Setup	3
Project Types	3
NOTE:	3
Provider Grant Type.....	3
Fund Source.....	3
Assessment Settings.....	4
Client Pools/Universes.....	4
Active.....	4
New/Active.....	4
Active/Enrolled.....	5
Running the Report.....	5
PATH Report Line-by-Line	5
8 - Number of persons contacted by PATH-funded staff this reporting period.....	6
9. Number of new persons contacted this reporting period in a PATH Street Outreach project	6
10. Number of new persons contacted this reporting period in a PATH Services Only project.....	6
11. Total number of new persons contacted this reporting period (#9 + #10 = total new contacts)	6
12. Instances of contact, from first contact until the date of enrollment, for all active clients who became enrolled this reporting period	6
13. Number of new persons contacted this reporting period who could not be enrolled because of ineligibility for PATH	7
14. Number of new persons contacted this reporting period who became enrolled in PATH.....	7
15. Number with active, enrolled PATH status at any point during the date range.....	7
16. Number of active, enrolled PATH clients receiving community mental health services through any funding source at any point during the reporting period.....	8
17a-m. Services Provided.....	8
18. Referrals Provided.....	9
19. - 27. Outcomes	10
• 20. SSI/SSDI	11
• 24. Medicaid/Medicare.	11
• 25. All other health insurance.	11
• 26. Mental Health Services.	11
• 26. Substance Use Services.....	11
28. Demographics	11
• 28c. Race.....	13
• 28i. Chronically Homeless (at Start).....	13
Data Elements Used in Reporting.....	14

Reporting.....17
 Required Report for PATH funded Projects.....17
 Version History.....17

OVERVIEW

The goal of this document is to explain how data is pulled into the *PATH* report, providing a line-by-line description of each HUD field.

PROVIDER SETUP

Project Types

- Project Type 4 –Street Outreach: PATH-Funded street outreach projects focus on people who generally reside in a place not meant for human habitation (e.g. streets, abandoned buildings, etc.).
- Project Type 6 -Services Only PATH-Funded services only projects focus on people who generally reside in a place meant for human habitation, or who are at risk of homelessness

NOTE: All questions in the report apply to both project types except Q9 and Q10. Q9 reports on project type 4 (street outreach). Q10 reports on project 6 (services only). Questions can be left blank or omitted entirely if they are not applicable to a particular project.

Provider Grant Type

- Provider Grant Type must be set to PATH for the appropriate services fields to be displayed on the client services and referrals screens. (Figure 1)

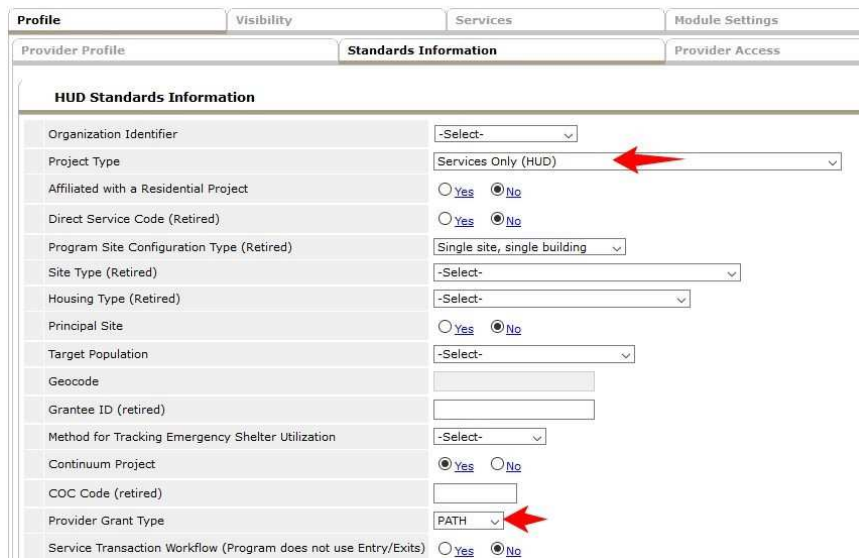


Figure 1

Fund Source

- HHS:PATH – Street Outreach & Supportive Services Only

Federal Partner Funding Sources			
Federal Partner Program	Grant Identifier	Grant Start Date	Grant End Date
HHS:PATH – Street Outreach & Supportive Services Only	PATH	04/01/2017	

Showing 1-1 of 1

Assessment Settings

- ▶ Mark Use Entry/Exit Interim and Follow Up Reviews to Yes. This is found under Module Settings> ClientPoint Module Settings (fig X)

Entry/Exit Settings	
Use Entry/Exit Date as Default Sub-Assessment Start Date on Exit Assessments	<input checked="" type="checkbox"/>
Show Warning on New Entry/Exit records where Client has Household Members yet none have been selected	<input type="checkbox"/>
Use Entry/Exit Interim and Follow Up Reviews	<input checked="" type="checkbox"/>

Fig x

- ▶ Configure Assessment Display Settings as shown below (fig x)

Show on PATH Entry	HHS PATH Entry for SO (2016)	Select Assessment	Clear Assessment	<input type="checkbox"/>
Show on PATH Interim Review	HHS PATH Update (2016)	Select Assessment	Clear Assessment	<input checked="" type="checkbox"/>
Show on PATH Exit	HHS PATH Exit (2016)	Select Assessment	Clear Assessment	<input type="checkbox"/>

Fig x

CLIENT POOLS/UNIVERSES

Active

- ▶ Client is an Adult or client is the Head of Household and has a contact between the reporting date range
AND
- ▶ Client has a contact between their project start/exit dates or exit date is blank

CONTACT	
▶	Contact recorded in Outreach sub-assessment
▶	Date of Engagement recorded
▶	Client became enrolled = Yes & Date of PATH status determination
▶	PATH funded service provided

New/Active

- ▶ Client is included in Active pool as noted above. Note that a client with a Start Date that has no recorded Contact will receive a count of 1 contact for the date of Project Start
- ▶ Client's Start date is between reporting start and end dates
- ▶ PATH enrollment (PATH Status) is not taken into account

Active/Enrolled

- ◆ Client is included in Active pool as noted above
- ◆ Client's PATH status determination as defined below
 - ◆ Client Became Enrolled in PATH = Yes
 - ◆ Date of PATH status Determination on or after project Start date AND Date on or before report end date AND Date on or before project exit date OR exit date is blank



Date of PATH Status Determination	<input type="text"/> / <input type="text"/> / <input type="text"/>	  
Client Became Enrolled in PATH	-Select-	
If no, reason not enrolled	-Select-	

Fig x

IMPORTANT

When a Continuum of Care serves clients across multiple states, the geocode for the client (Data Standard 3.16 [Client Location]) can be used to filter clients based on the state in which the client resides.

RUNNING THE REPORT

Report Options

Provider Type: Provider Reporting Group

Reporting Group*: PATH Reporting Group


Program Date Range*: / /    to / /   

Fig x

- ◆ If the organization uses both project types 4 and 6, the PATH Annual Report should be run on a Reporting Group (fig 1) containing both providers in order to de-duplicate individuals served by both project types.

PATH REPORT LINE-BY-LINE

Persons served during this reporting period	
Persons served during this reporting period	Count
8 - Number of persons contacted by PATH-funded staff this reporting period	0
9 - Number of new persons contacted this reporting period in a PATH Street Outreach project	0
10 - Number of new persons contacted this reporting period in a PATH Services Only project	0
11 - Total number of new persons contacted this reporting period (#9 + #10 = total new enrollments)	0
12 - Instances of contact, from first contact until the date of enrollment, for all active clients who became enrolled this reporting period	0
13 - Number of new persons contacted this reporting period who could not be enrolled because of ineligibility for PATH	0
14 - Number of new persons contacted this reporting period who became enrolled in PATH	0
15 - Number with active, enrolled PATH status at any point during the date range	0
16 - Number of active, enrolled PATH clients receiving community mental health services through any funding source at any point during the reporting period	0

Fig x

8 - Number of persons contacted by PATH-funded staff this reporting period

Line 8 counts all active clients who have a contact recorded by a PATH provider during the reporting period.

- ▶ Universe: Active
- ▶ Project Type: 4, 6

9. Number of new persons contacted this reporting period in a PATH Street Outreach project

Line 9 counts all clients who have a Start date during the reporting period and a contact by a provider with Project Type Street Outreach.

- ▶ Universe: New/Active
- ▶ Project Type: 4 (Street Outreach)

10. Number of new persons contacted this reporting period in a PATH Services Only project

Line 10 counts all clients who have a Start date during the reporting period and a contact by a provider with Project Type Services Only.

- ▶ Universe: New/Active
- ▶ Project Type: 6 (Services Only)

11. Total number of new persons contacted this reporting period (#9 + #10 = total new contacts)

Line 11 is a total of all clients counted in lines 9 and 10.

- ▶ Universe: New/Active
- ▶ Project Type: 4, 6
- ▶ Q 9 + Q 10 = Total

12. Instances of contact, from first contact until the date of enrollment, for all active clients who became enrolled this reporting period

Line 12 is a count of all contacts for each client from the date of first contact to the date of enrollment. Client are included when they have a Date of Path Status Determination within the reporting period and Client Became Enrolled in PATH marked Yes.

- ▶ Universe: Active/Enrolled
- ▶ Project Type: 4, 6

- ◆ Of clients included on line 11
- ◆ If client has multiple stays during the reporting period contacts during each stay are counted.
- ◆ All contacts that occur between or on the date of Start and the date of enrollment are counted.
- ◆ A client may have more than one contact counted on a given day.
- ◆ Contacts
 - ◆ Contact recorded in Outreach sub-assessment
 - ◆ Date of Engagement recorded
 - ◆ Client became enrolled = Yes & Date of PATH status determination
 - ◆ PATH funded service provided

13. Number of new persons contacted this reporting period who could not be enrolled because of ineligibility for PATH

Line 13 is a count of all clients with a Start date during the reporting date range (included on line 11), Date of Path Status Determination within the reporting period, Client Became Enrolled in PATH marked No, and If no, reason not enrolled equal to client found ineligible.

- ◆ Universe: New/Active
- ◆ Project Type: 4, 6
- ◆ Of clients included in line 11
 - ◆ Date of PATH Status Determination during reporting period
 - ◆ Client Became Enrolled in PATH = No
 - ◆ If no, reason not enrolled = Client was found ineligible for PATH

14. Number of new persons contacted this reporting period who became enrolled in PATH

Line 14 is a count of all clients with a start date during the reporting date range (included on line 11), Date of Path Status Determination within the reporting period, and Client Became Enrolled in PATH marked Yes.

- ◆ Universe: New/Active
- ◆ Project Type: 4, 6
- ◆ Of clients included in line 11
 - ◆ Date of PATH Status Determination during reporting period
 - ◆ Client Became Enrolled in PATH = Yes

15. Number with active, enrolled PATH status at any point during the date range

Line 15 is a count of all clients with Date of Path Status Determination within the reporting period, and Client Became Enrolled in PATH marked Yes.

- ◆ Universe: Active/Enrolled
- ◆ Project Type: 4, 6

16. Number of active, enrolled PATH clients receiving community mental health services through any funding source at any point during the reporting period

Line 16 counts all clients who were enrolled during the reporting period, include on line 15, who have Mental Illness (HUD) within the Disability sub-assessment marked as a disability and currently receiving services.

- ◆ Universe: Active/Enrolled
- ◆ Project Type: 4, 6
- ◆ Of clients included in line 9
 - ◆ Mental Illness (HUD) in Disability sub-assessment
 - ◆ Disability determination = Yes
 - AND
 - ◆ Have a PATH funded Service of Community Mental Health where date of service is on or before the report end date
 - AND
 - ◆ PATH funded Referral for Community Mental Health is attained on or before the report end date

17a-m. Services Provided

Line 17 is an unduplicated count of clients who received a service by a PATH provider. Services are recorded through the Service Transactions tab within ClientPoint. The PATH provider must have Provider Grant Type marked PATH to see the Type of PATH FUNDED Service Provided field which is used to calculate services provided.

Type of Service	Number of people receiving service
17a - Reengagement	0
17b - Screening	0
17c - Clinical Assessment	0
17d - Habilitation/rehabilitation	0
17e - Community mental health	0
17f - Substance use treatment	0
17g - Case management	0
17h - Residential supportive services	0
17i - Housing minor renovation	0
17j - Housing moving assistance	0
17k - Housing eligibility determination	0
17l - Security deposits	0
17m - One-time rent for eviction prevention	0

Fig x

- ◆ Universe: Active/Enrolled
- ◆ Project Type: 4, 6
- ◆ Clients are reported only once for service type they received.
- ◆ Clients are reported in each category for services they received.
- ◆ Services are reported based on the Type of PATH Funded Service Provided field (fig x) not the AIRS code.

Fig x

18. Referrals Provided

Line 18 is an unduplicated count of client who received a referral by a PATH provider. Referrals are recorded on the Service Transactions tab within ClientPoint. The Type of PATH referral field is used to total calculate Number receiving each referral. The field If any "Type of PATH Referral" made, select Outcome is used to determine Number who attained the service from the referral. The provider must have Provider Grant Type marked PATH to see the PATH referrals fields.

Type of Referral	Number receiving each referral	Number who attained the service from the referral
Community mental health	0	0
Substance use treatment	0	0
Primary health/dental care	0	0
Temporary housing	0	0
Permanent housing	0	0
Income Assistance	0	0
Employment Assistance	0	0
Medical Insurance	0	0

Fig x

- ◆ Universe: Active/Enrolled
- ◆ Project Type: 4, 6
- ◆ Type of referral is based on Type of PATH Referral field on the Add Referrals screen (fig x)
- ◆ Clients are reported only once for type of referral they received.
- ◆ Clients are reported only once for each type of referral they obtained.
- ◆ Note that if a client receives an internal referral for a service, this should be recorded with status.

Fig x

IMPORTANT

If referrals are missing please check the workflow of PATH users. These referrals **MUST** be created by users at the PATH provider either by default or while in Enter Data As mode.

19. - 27. Outcomes

Rows 19-27 count income, non-cash benefits, and insurance types for each client using the applicable sub-assessments and values.

Outcomes	At PATH project entry	At PATH project exit (for clients who were exited from PATH this year, leavers)	At report end date (for clients who were still active in PATH as of report end date, stayers)
19 - Income from any source			
Yes	0	0	0
No	0	0	0
Client doesn't know	0	0	0
Client refused	0	0	0
Data not collected	0	0	0
Total	0	0	0
20 - SSI/SSDI			
Yes	0	0	0
No	0	0	0
21 - Non-cash benefits from any source			
Yes	0	0	0
No	0	0	0
Client doesn't know	0	0	0
Client refused	0	0	0
Data not collected	0	0	0
Total	0	0	0
22 - Section 8, public housing, or other ongoing rental assistance			
Yes	0	0	0
No	0	0	0
23 - Covered by health insurance			
Yes	0	0	0
No	0	0	0
Client doesn't know	0	0	0
Client refused	0	0	0
Data not collected	0	0	0
Total	0	0	0
24 - Medicaid/Medicare			
Yes	0	0	0
No	0	0	0
25 - All other health insurance			
Yes	0	0	0
No	0	0	0
26 - Mental health services			
Yes	0	0	0
No	0	0	0
Client doesn't know	0	0	0
Client refused	0	0	0
Data not collected	0	0	0
Total	0	0	0
27 - Substance use services			
Yes	0	0	0
No	0	0	0
Client doesn't know	0	0	0
Client refused	0	0	0
Data not collected	0	0	0
Total	0	0	0

Fig x

- ◆ Column: At PATH project Start
 - ◆ Universe: Active/Enrolled
 - ◆ Data collection stage 1.
- ◆ Column: AT PATH project exit (for clients who were exited from PATH this year, leavers)
 - ◆ Universe: Leavers/Enrolled
 - ◆ Data collection stage 3.
- ◆ Column: At report end date (for clients who were still active in PATH as of report end date, stayers)
 - ◆ Universe: Stayers/Enrolled
 - ◆ Data collection stage 1 or 2, whichever is later.
- ◆ Clients are only counted once per outcome type, unduplicated.

- ▶ **20. SSI/SSDI.** Clients are counted as Yes if either SSI (HUD) or SSDI (HUD) are marked as Receiving Income Source? = Yes in the Monthly Income sub-assessment. If both are marked No the client will be counted as No.
***Note that Q22 Row 19 contains retired fields. The associated rows remain but will return no data.*
- ▶ **24. Medicaid/Medicare.** Clients are counted as Yes if either MEDICAID or MEDICARE are marked as Covered? = Yes in the Health Insurance sub-assessment. If both are marked No the client will be counted as No.
- ▶ **25. All other health insurance.** Clients are counted as Yes if any other form of health insurance, Medicare and Medicaid excluded, is marked Covered? = Yes in the Health Insurance sub-assessment. If all are marked No the client will be counted as No.
- ▶ **26. Mental Health Services.** Clients are counted on Row 37 if PATH funded Service for Community Health is recorded during the reporting period.
*** Note that Rows 38-41 contain fields no longer collected in HMIS. The rows remain, but will not contain any data.*
- ▶ **26. Substance Use Services.** Clients are counted on Row 44 if PATH funded Service for Substance Use Treatment is recorded during the reporting period.
*** Note that Rows 45-48 contain fields no longer collected in HMIS. The rows remain, but will not contain any data.*

28. Demographics

Row 28 collects demographic information on each client who had an entry overlap the reporting date range, Date of PATH status Determination between start and exit dates and before report end date, and had Client Became Enrolled in PATH = Yes. Age and Chronically homeless status are reported as of Start date.

Demographics	Of those with an active, enrolled PATH status during this reporting period, how many individuals are in each of the following categories?
Demographics	
28a - Gender	
Female	0
Male	0
Transgender Male to Female	0
Transgender Female to Male	0
Doesn't identify as male, female, or transgender	0
Client doesn't know	0
Client refused	0
Data not collected	0
Total	0
28b - Age	
17 and Under	0
18 - 23	0
24 - 30	0
31 - 40	0
41 - 50	0
51 - 61	0
62 and Over	0
Client doesn't know	0
Client refused	0
Data not collected	0
Total	0
28c - Race	
American Indian or Alaskan Native	0
Asian	0
Black or African American	0
Native Hawaiian or Other Pacific Islander	0
White	0
Client doesn't know	0
Client refused	0
Data not collected	0
Total	0
28d - Ethnicity	
Non-Hispanic/Non-Latino	0
Hispanic/Latino	0
Client doesn't know	0
Client refused	0
Data not collected	0
Total	0
28e - Veteran Status	
Veteran	0
Non-Veteran	0
Unknown	0
Client refused	0
Data not collected	0
Total	0
28f - Co-occurring disorder	
Co-Occurring Substance Use Disorder	0
No Co-Occurring Substance Use Disorder	0
Unknown	0
Total	0
28g - SOAR Connection	
Yes	0
No	0
Client doesn't know	0
Client refused	0
Data not collected	0
Total	0
28h - Living Situation	
Literally Homeless	
Place not meant for habitation (e.g., a vehicle, an abandoned building, a bus/train/subway station, airport, or anywhere outside)	0
Emergency shelter, including hotel or motel paid for with emergency shelter voucher	0
Safe Haven	0
Interim Housing	0
Institutional Situation	
Foster care home or foster care group home	0
Hospital or other residential non-psychiatric medical facility	0
Jail, prison or juvenile detention facility	0
Long term care facility or nursing home	0
Psychiatric hospital or other psychiatric facility	0
Substance use treatment facility or detox center	0
Transitional and Permanent Housing Situation	
Hotel or motel paid for without emergency shelter voucher	0
Owned by client, no ongoing housing subsidy	0
Owned by client, with ongoing housing subsidy	0
Permanent housing for formerly homeless persons (such as CoC project, HUD legacy programs or HOPWA PH)	0
Rental by client, no ongoing housing subsidy	0
Rental by client, with VASH housing subsidy	0
Rental by client, with GPD TIP subsidy	0
Rental by client, with other ongoing housing subsidy	0
Residential project or halfway house with no homeless criteria	0
Staying or living in a family member's room, apartment or house	0
Staying or living in a friend's room, apartment or house	0
Transitional housing for homeless persons (including homeless youth)	0
Client doesn't know	0
Client refused	0
Data not collected	0
Total	0
28i - Chronically Homeless	
Yes	0
No	0
Total	0

Fig x

- ◆ Universe: Active/Enrolled
- ◆ Project Type: 4, 6
- ◆ Age and Chronic Homeless status are taken as of Project Start
- ◆ **28c. Race.** Clients who identify as multi-racial will be counted in each applicable category
- ◆ **28i. Chronically Homeless (at Start).**
 - ◆ Yes where Chronically Homeless at Start is found to be true
 - ◆ No where Chronically Homeless at Start is found to be false or there is missing data for the CH calculation

DATA ELEMENTS USED IN REPORTING

DS Num	Name	ServicePoint Question	Sub-Assessment Questions	Question ID	Related Reporting Question
3.3	Date of Birth	Date of Birth		SVPPROFDOB	28b
	DOB Date Quality	Date of Birth Type		SVPPROFDOBT YPE	28b
3.4	Race	Race Secondary Race		SVPPROFRACE SVPPROFSECO NDARYRACE	28c
3.5	Ethnicity	Ethnicity		SVPPROFETH	28d
3.6	Gender	Gender		SVPPROFGEND ER	28a
3.7	Veteran Status	U.S. Military Veteran?			28e
3.8	Disabling Condition	Does the client have a disabling condition?		HUD_DISABLI NGCONDITION	28i
3.917	Living Situation				28h
	Approximate date homelessness started	Approximate date homelessness started:		HUD_HOMELE SSSTARTDATE	28i
	Number of times the client has been on the streets, in ES, or SH in the past three years including today	Regardless of where they stayed last night - Number of times the client has been on the streets, in ES, or SH in the past three years including today		HUD_NUMBER OFTIMESTREE TESSH	28i
	Total number of months homeless on the street, in ES, or SH in the past three years	Total number of months homeless on the street, in ES or SH in the past three years		HUD_NOMONT HSTREETESSH IN3YRS	28i
3.10	Project Start Date	EntryExit Entry Date			All
3.11	Project Exit Date	EntryExit Exit Date			All
4.2	Income and Sources – Information Date	Total Monthly Income sub-assessment	Source of Income Receiving Income Source? Start Date	HUD_TOTALM ONTHLYINCO ME	19
	Income and Sources – Income from any source				19
	Income and Sources – SSI	Total Monthly Income sub-assessment Source of Income = SSI (HUD)			20
	Income and Sources – SSDI	Total Monthly Income sub-assessment Source of Income = SSDI (HUD)			20

4.3	Non-cash Benefits – Information Date	Non-Cash Benefits sub-assessment	Source of Non-Cash Benefit Receiving Benefit? Start Date	SVP_NONCAS HBENEFITS	21
	Non-cash benefits from any source				21
	Section 8, public housing, or other ongoing rental assistance				22
4.4	Health Insurance – Information Date	Health Insurance sub-assessment	Health Insurance Type Start Date Covered?	HUDHEALTHI NSURANCESU BA	23
	Covered by health insurance Medicaid	Health Insurance sub-assessment	Covered?		23
	Medicare	Health Insurance sub-assessment Health Insurance Type = MEDICAID	Start Date Covered?		24
	State Children’s Health Insurance Program	Health Insurance sub-assessment Health Insurance Type = MEDICARE	Start Date Covered?		24
	Veteran’s Administration (VA) Medical Services				25
	Employer – Provided Health Insurance				25
	Health insurance obtained through COBRA				25
	Private Pay Health Insurance				25
	State Health Insurance for Adults				25
	Indian Health Services Program				25
	Other				25
4.5	Physical Disability	Disabilities sub-assessment Disability Type = Physical/Mobility Limits (HUD)	Disability Type Start Date Disability Determination	DISABILITIES_1	28i
	Physical Disability – Indefinite duration	Above condition is going to be long term?			28i

4.6	Developmental Disability	Disabilities sub-assessment Disability Type = Developmental (HUD)		28i
	Developmental Disability – Indefinite duration			28i
4.7	Chronic health condition	Disabilities sub-assessment Disability Type = Chronic Health Condition (HUD)		28i
	Chronic health condition – indefinite duration			28i
4.8	HIV/AIDS	Disabilities sub-assessment Disability Type = HIV/AIDS (HUD)		28i
	HIV/AIDS – Expected to substantially impair ability to live independently			28i
4.9	Mental health problem	Disabilities sub-assessment Disability Type = Mental Illness (HUD)		16, 26, 28f, 28i
	Mental health problem – indefinite duration			28i
4.10	Substance Abuse	Disabilities sub-assessment Disability Type = Alcohol Abuse (HUD) OR Drug Abuse (HUD) OR Both Alcohol and Drug Abuse (HUD)		27, 28f, 28i
	Substance Abuse – indefinite duration			28i
4.12	Date of Contact	Outreach sub-assessment	SVP_OUTREACH	8, 12 - 16
4.14	Services Provided	Services Service Start Date	H	15 - 17
A	– PATH Funded – Date of Service			
	Services Provided – PATH Funded – Type of Service	Type of PATH FUNDED Service Provided		17
4.13	Date of Engagement	Date of Engagement	SVP_ENGAGEMENT_DATE	8, 12
4.16	Referrals Provided	Needs Referral Date		18
A	– PATH – Date of referral			
	Referrals Provided – PATH – Type of Referral	Type of PATH Referral		18

	Referrals Provided – PATH – Outcome	If any "Type of PATH Referral" made, select Outcome		18
4.20	PATH Status - Date of Status Determination	Date of PATH Status Determination	HUD_PATHST ATUSDETERM DATE	12 – 28
	PATH Status - Client Became Enrolled in PATH	Client Became Enrolled in PATH	HUD_PATHEN ROLLED	12 – 28
	PATH Status – Reason not enrolled	If no, reason not enrolled	HUD_PATHNO TENROLLED	13
4.21	Connection with SOAR	Connection with SOAR	HUD_CONNEC TWITHSOAR	28g

REPORTING

Required Report for PATH funded Projects

The PATH report is a “canned” report that is available on the Reports tab in the Provider Reports section. For more information please see the PATH Tech Note found on Collaborango (located in the ServicePoint > Reporting > PATH folder).

Note: PATH requires data elements to be collected in HMIS that are not included in the PATH report. These elements are listed as follows:

Here are the unused items, collection required:

- Head of Household
- Client Location
- Destination
- Referrals for Job Training, Educational Services and Housing Services

VERSION HISTORY

Date of Revision	Document Version #	Revision Notes
2017/04/20	V01	First Release of Document
2017/06/21	V02	Revision of document: added information about adults and HoH being included; added information about data fields collected but not used in report.
2017/10/30	V03	Revision of document: updated to reflect changes found in the 2017 HMIS Data Dictionary v1.2.

