

# Charlotte- Mecklenburg Point in Time Count Report

---

2009-2015

*Prepared by UNC Charlotte Urban Institute on behalf of the Charlotte-Mecklenburg Coalition for Housing. Funding for this report provided by Mecklenburg County Community Support Services.*

Intentionally left  
blank

# Table of Contents

Table of Contents _____	1
Authors & Reviewers _____	2
Acknowledgments _____	3
Key Definitions _____	4
Introduction _____	5
Key Findings _____	6
Progress Report _____	8
Point in Time Count Methodology _____	9
National Context _____	14
Local Context _____	16
2015 Overview _____	21
Overall _____	28
Households with Adults & Children _____	30
Households without Children _____	33
Child Only Households _____	36
Unaccompanied & Parenting Youth _____	39
Chronically Homeless _____	41
Veterans _____	43
Self-Reported Data _____	47
Appendix _____	49

## Authors & Reviewers

### AUTHORS:

Ashley Williams Clark, MCRP  
Data and Research Coordinator  
UNC Charlotte Urban Institute  
Institute for Social Capital

### WITH ASSISTANCE FROM

Alyssa Brown  
Graduate Assistant  
UNC Charlotte Urban Institute

Justin Lane  
Social Research Specialist  
UNC Charlotte Urban Institute

### CHARLOTTE-MECKLENBURG COALITION FOR HOUSING RESEARCH & EVALUATION COMMITTEE MEMBERS:

Annabelle Suddreth, Committee Co-Chair  
Melanie Sizemore, Committee Co-Chair  
Dennis Boothe, Wells Fargo  
Liz Clasen-Kelly, Urban Ministry Center  
Gainor Eisenlohr, Charlotte Housing Authority  
Mary Gaertner, City of Charlotte Neighborhood &  
Business Services  
Rohan Gibbs, Hope Haven, Inc.  
Suzanne Jeffries, Mecklenburg County Community  
Support Services  
Helen Lipman, Mecklenburg County Community  
Support Services

Brandon Lofton, Robinson Bradshaw & Hinson, P.A.  
Stacy Lowry, Mecklenburg County Community Support  
Services  
Courtney Morton, Community Volunteer  
Karen Pelletier, Mecklenburg County Community  
Support Services  
Rebecca Pfeiffer, City of Charlotte Neighborhood &  
Business Services  
Lori Thomas, UNC Charlotte Department of Social Work  
Sue Wright, Crisis Assistance Ministry

# Acknowledgments

## FUNDING PROVIDED BY:

Mecklenburg County Community Support Services



## MANY THANKS FOR THE SUPPORT OF:

Charlotte City Council  
Charlotte-Mecklenburg Coalition for Housing  
City of Charlotte Neighborhood & Business Services  
Homeless Services Network  
Housing First Charlotte-Mecklenburg  
Mecklenburg Board of County Commissioners  
Mecklenburg County Community Support Services  
Point in Time Count Volunteers and Leadership Team

# Key Definitions

### Child Only Households

Households where all members are under the age of 18.

### Chronically Homeless ●

An unaccompanied individual or family head of household with a disability who has either been continuously homeless for 1 year or more or has experienced at least four episodes of homelessness in the last 3 years. If an adult member of a family meets these criteria, the family is considered chronically homeless.

### Continuum of Care (CoC) ●

Local planning bodies responsible for coordinating the full range of homelessness services in a geographic area, which may cover a city, county, metropolitan area, or even an entire state.

### Emergency / Seasonal Housing ●

A facility with the primary purpose of providing temporary shelter for homeless persons.

### Households with Adults and Children

People who are homeless as part of households that have at least one adult and one child under the age of 18.

### Housing First

The direct placement of homeless people into permanent housing.

### Households without Children

Includes single adults and adult couples unaccompanied by children under the age of 18.

### Parenting Youth ●

Youth (under age 25) who identify as the parent or legal guardian of one or more children who are present with or sleeping in the same place as that youth parent.

### Permanent Supportive Housing ●

Designed to provide housing and supportive services on a long-term basis for homeless people with a disability.

### Point in Time Count ●

An unduplicated one-night count of both sheltered and unsheltered homeless populations.

### Rapid Re-Housing

A program that provides financial assistance and services to prevent households from becoming homeless and helps those who are experiencing homelessness to be quickly re-housed and stabilized. This is considered permanent housing.

### Transitional Housing Program

A program that provides temporary housing and supportive services for 24 months with the intent for the person to move towards permanent housing.

### Sheltered Homeless People ●

People who are staying in emergency shelters, transitional housing programs, or safe havens.

### Unaccompanied Children and Youth ●

People who are not part of a family during their episode of homelessness and who are under the age of 25.

### Unsheltered ●

People who do not have a permanent nighttime residence and therefore sleep in makeshift residences such as public transportation, parks, and abandoned buildings.

### VI-SPDAT

The Vulnerability Index and Service Prioritization Decision Assistance Tool (VI-SPDAT) is a validated tool for prioritizing assistance for the most vulnerable chronically homeless individuals.

● = Official definition of the U.S. Department of Housing and Urban Development (HUD)

# Introduction

The Point in Time Count (PIT Count) is federally mandated data collection by the U.S. Department of Housing and Urban Development (HUD) for all communities receiving federal funds through the McKinney-Vento Homeless Assistance Grants Program. The PIT Count takes an unduplicated census of people experiencing homelessness – sheltered or not – on a given night in January and helps communities better advocate for additional federal, state, and local resources to provide services for the homeless population.

There are two components to the PIT Count using HUDs definition of homeless: a sheltered count of how many people are in shelters (transitional housing or emergency and seasonal shelter) and an unsheltered count of how many people are living in places unfit for human habitation (e.g. streets, camps, abandoned buildings).

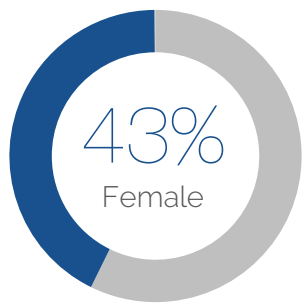
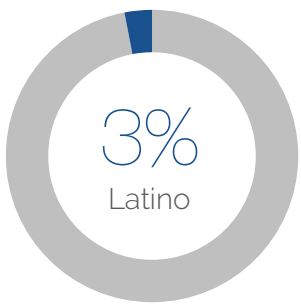
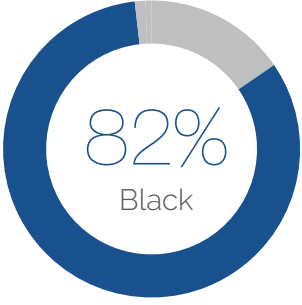
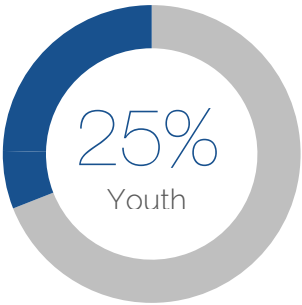
This report highlights the findings from the 2015 Charlotte-Mecklenburg PIT Count and provides a longitudinal examination of PIT data from 2009 to 2015. To provide context to the changes seen in the PIT data, this report includes a section on national and local changes happening around homelessness funding, policies, and programs.

The findings provided in this report are estimates of how many people in Charlotte-Mecklenburg, North Carolina are homeless on a given night. There are several limitations to the 2015 PIT Count, as well as the PIT Count overall. Given its limitations, the PIT Count should not be viewed as an exact number, but rather a useful tool that can be used to estimate characteristics of the Charlotte-Mecklenburg homeless population and gauge changes in the homeless population over time (see “Limitations” section for more details).

The PIT Count in Mecklenburg County identified 2,001 people experiencing homelessness on the night of Wednesday, January 29, 2015.

# Key Findings





















On a single night in January 2015 in Charlotte-Mecklenburg





# KEY FINDINGS

## Changes Over Time

	2010 - 2015	2014 - 2015
Per capita homelessness rate	 1.2 Decreased from 3.1 to 1.9	 0.1 Decreased from 2.0 to 1.9
Total homeless people	 823 Decreased 29% from 2,824 to 2,001	 13 Decreased 1% from 2,014 to 2,001
Households with adults and children	 13 Increased 5% from 243 to 256	 24 Decreased 9% from 280 to 256
Households without children	 920 Decreased 43% from 2,151 to 1,231	 46 Increased 4% from 1,185 to 1,231
Households with only children	 5 Decreased 29% from 17 to 12	 3 Increased 33% from 9 to 12
Homeless veterans	 17 Increased 10% from 168 to 185	 28 Increased 18% from 157 to 185
Chronically homeless	 27 Decreased 9 % from 307 to 280	 77 Increased 38% from 203 to 280
Unsheltered people	 571 Decreased 76% from 751 to 180	 16 Increased 10% from 164 to 180
People in emergency & seasonal shelter	 221 Increased 23% from 962 to 1,183	 138 Increased 13% from 1,045 to 1,183
People in transitional housing	 473 Decreased 43% from 1,111 to 638	 167 Decreased 21% from 805 to 638

# Progress Report

In addition to our community's "Ten-Year Plan to End and Prevent Homelessness<sup>1</sup>," guiding our community efforts are the goals outlined in the U.S. Department of Housing and Urban Development's June 2010 plan, "Opening Doors: Federal Strategic Plan to Prevent and End Homelessness." The report by HUD outlines four goals for communities to achieve. Below is Charlotte-Mecklenburg's status on each of those goals based on the January 2015 PIT Count.

## GOAL: End chronic homelessness by 2015

### Progress:

- ▶ On a night in January 2015, 280 people were identified as chronically homeless, 111 (40%) of which were unsheltered.
- ▶ The number of people experiencing chronic homelessness decreased by 9 %, or 27 people, from 2010.

## GOAL: Prevent and end family, youth, and child homelessness by 2020

### Progress:

- ▶ On a night in January 2015, 758 people in 256 households with adults and children experienced homelessness.
- ▶ The number of homeless families increased 5% or by 13 households from 2010, however the number has decreased each year from 2013-2015.

## GOAL: Prevent and end Veteran homelessness by 2015

### Progress:

- ▶ On a night in January 2015, 185 homeless veterans were identified, 25 (14%) of which were unsheltered.
- ▶ The number of homeless veterans increased 10%, or 17 people, since 2010.

## GOAL: Set a path to ending all types of homelessness

### Progress:

- ▶ On a night in January 2015, 2,001 people experienced homelessness, with 1,821 (91%) sleeping in a shelter.
- ▶ Since 2010, homelessness decreased by 29% (823 people). The decrease is largely due to a decrease of 920 people in households without children.

<sup>1</sup> <http://charmeck.org/city/charlotte/nbs/housing/documents/10yearplantoendandpreventhomelessness.pdf>

# Point in Time Count Methodology

The PIT Count uses the HUD definition of homelessness in regulation 24 CFR §578.3 to estimate the number of people “with a primary nighttime residence that is a public or private place not designed for or ordinarily used as a regular sleeping accommodation for human beings, including a car, park, abandoned building, bus or train station, airport, or camping ground” or residing in a shelter (emergency/seasonal shelter or transitional housing). While the federal government mandates the PIT reporting requirements for both the unsheltered and sheltered counts, the methodology for conducting the unsheltered count is up to each individual community to develop and implement.

## OUTREACH

### Unsheltered Count

The unsheltered portion of the PIT Count attempts to estimate the number of unsheltered persons living in places unfit for human habitation on a given night in January.

#### 2009-2013

Prior to 2014, the unsheltered count used estimates provided by the Charlotte-Mecklenburg Police Department since police officers are often very familiar with the locations of homeless people within their service areas. The police reported on known homeless persons living in places unfit for human habitation. North Tryon, Central, and Metro service areas were excluded from the unsheltered count since the persons identified in those areas were often simultaneously being served in shelters. In addition, outreach volunteers interviewed people experiencing homelessness in uptown Charlotte and at a local soup kitchen the following day to collect demographic data.

#### 2014

In 2014, the unsheltered methodology was expanded to include a larger outreach effort by service providers and volunteers. Prior to the Count, an article was printed in *The Charlotte Observer* highlighting the PIT Count, and in response, community members responded with locations where they believed there might be homeless persons. Police officers also provided information for each of their districts on where homeless people might reside. Nearly 100 volunteers were organized to cover each police district and went out the day of the PIT Count to identify (and count) people experiencing homelessness at services centers, soup kitchens, and places unfit for human habitation.

# POINT IN TIME COUNT METHODOLOGY

2015

The Count occurred Thursday, January 29, 2015 with over 125 volunteers asking people where they had slept Wednesday night.

Unique to the 2015 count was that it coincided with a Chronically Homeless Registry (the Registry) effort by Housing First Charlotte-Mecklenburg. Housing First Charlotte-Mecklenburg is a collaborative initiative to end chronic homelessness by 2016. Whereas the annual PIT Count identifies people experiencing homelessness on one night, the Registry sought to connect with chronically homeless individuals over the course of three days and administer the Vulnerability Index and Service Prioritization Decision Assistance Tool (VI-SPDAT). By overlapping the two efforts, the same volunteers could be used, and those identified as chronically homeless through the PIT Count could be included in the registry. It is important to note that the number of people counted as chronically homeless through the PIT Count will differ from the number of

chronically homeless people identified in the Registry. This is because the PIT Count is a snapshot of those experiencing homelessness on a given night, whereas the Registry was developed over three days and continues to add individuals as they are identified as chronically homeless. The PIT Count is used to help identify trends and is a static number each year, whereas the Registry will grow and change as more chronically homeless people are identified and housed over the course of the year. For a summary on the differences between the PIT Count and the Registry, see Table 1.

Largely due to the combined PIT Count and Registry event, over 250 volunteers signed up to assist over the course of three days. For the first time, two volunteer training sessions were held to better equip volunteers in administering the PIT Count and to gain comfort with approaching people and asking sensitive questions. *The Charlotte Observer* once again wrote an article on the count asking for community feedback on the location of homeless individuals and camps.

TABLE 1.

	PIT Count	Chronically Homeless Registry
PURPOSE	Providing a point in time estimate that can be used to examine trends	Providing an ongoing registry of people to target for housing interventions
TIMEFRAME	One night	Three days initially, then updated continuously
POPULATION	All people experiencing homelessness on a given night	Only people experiencing chronic homelessness
TYPE OF NUMBER	Static	Continually updating as people are identified or housed
WHY CONDUCTED	Required by HUD	Registry will help guide our efforts to end chronic homelessness by 2016

# POINT IN TIME COUNT METHODOLOGY

In an effort to improve the count of unaccompanied youth, the PIT Count Leadership team coordinated with the Relatives' On Ramp Center and Time Out Youth to have events on the date of the PIT Count in an effort to attract unaccompanied youth that may not have been found through traditional outreach efforts.

## SHELTERED COUNT

The sheltered count provides census data on all households with adults and children, households without children, and child only households sleeping in homeless shelters on the night of the count, which includes emergency shelters, transitional housing, and safe havens. According to the HUD guidelines,<sup>2</sup> emergency shelters can also include domestic violence shelters and rooms paid for at hotels, motels, or apartments to serve homeless people. The sheltered count excludes persons who are precariously housed, such as staying with family or friends, living in a motel, living in permanent housing units, receiving temporary assistance while living in conventional housing, or staying at a hospital, residential treatment facility, foster care, or detention facility.

## DATA COLLECTION

### Unsheltered

For the unsheltered count data in 2015, volunteers collected data on a printed form and then the data were entered into a specially-designed electronic form that could then be exported into Excel. If a person was homeless but unwilling to answer all the questions for the PIT Count, volunteers were allowed to answer the following items through observation: age, gender, race, and ethnicity.

### Sheltered

For the sheltered count data in 2015, all agencies in the Charlotte-Mecklenburg Continuum of Care (CoC) are required to submit their census data to the PIT coordinator, who then compiles the data and submits it to the North Carolina Coalition to End Homelessness. The CoC will transition to the Michigan Coalition Against Homelessness (MCAH) Homeless Management Information System (HMIS) database in 2015 and hopes to use this data tool for future PIT reporting. Due to the transition from the current HMIS database system to MCAH, the numbers presented here and reported as part of the official Point in Time Count were submitted by each individual agency to the PIT coordinator.

### Changes in Data Collected

Data requirements and definitions are established by HUD and might change from year to year as the HUD PIT Count data collection requirements expand and strengthen and as the Charlotte-Mecklenburg PIT Count Leadership Team makes decisions about data collection methodology. Below is a summary of the changes to the data collection.

---

<sup>2</sup> [https://www.onecpd.info/resources/documents/counting\\_sheltered.pdf](https://www.onecpd.info/resources/documents/counting_sheltered.pdf)

# POINT IN TIME COUNT METHODOLOGY

- ▶ **Chronically homeless:** In 2014, HUD strengthened data reporting requirements for identifying the chronically homeless, resulting in changes in how the chronically homeless were identified in CHIN. This could have contributed to an increase in the number of homeless people identified as chronically homeless.
- ▶ **Gender:** In 2014, transgender was added as an option for gender choice and in 2015 the option to select transgender male to female or transgender female to male was added. In 2015, gender was collected for parenting and unaccompanied youth for first time.
- ▶ **Homeless Veterans:** In 2015, there was a new requirement to collect data on whether veteran households are chronically homeless.
- ▶ **Household Types:** Unaccompanied children were not considered a separate household type in 2009 and 2010, but were considered a separate type as of 2011.
- ▶ **Institutional Discharges:** The decision was made by the PIT Count Leadership Committee in 2015 to no longer collect information or report on institutional discharges, such as from jails and hospitals, due to concerns over discrepancies in question phrasing between the sheltered and unsheltered counts.
- ▶ **Race / Ethnicity:** Prior to 2014, race and ethnicity information were not collected. In 2015 race and ethnicity information was collected for parenting and unaccompanied youth for the first time. In 2015, additional details were collected on unaccompanied youth, parenting youth, veterans and the chronically homeless.

## LIMITATIONS

There are several limitations to the 2015 Count, as well as the PIT Count overall. Given its limitations, the Count should not be viewed as an exact number, but rather an estimate that can be used to examine characteristics of the Charlotte-Mecklenburg homeless population and trends over time. Limitations include:

**Changes in categorization of housing types.** Changes at the agency level for how housing units are categorized may have an impact on findings. For example:

- In 2014, Charlotte Family Housing reclassified the majority of their transitional housing units as rapid re-housing units. This change in classification contributed to a drop in homeless households with adults and children and the number of households reported in transitional housing from 2013-2014.
- In 2014, Community Link reclassified their transitional housing units as permanent housing. This change could have contributed to a decrease in the number of people counted in transitional housing from 2014-2015.

# POINT IN TIME COUNT METHODOLOGY

**Homeless definition.** The HUD definition of homelessness may be narrower or different from other definitions of homelessness, and caution should be used in making direct comparisons with estimates of homelessness using different definitions of homelessness. For example, the HUD definition does not include those who are unstably housed in hotels or living doubled up with relatives or friends, however those people would be considered homeless under the Federal McKinney-Vento definition of homelessness.

**Methodology changes.** Because of the methodological changes in the 2014 and 2015 PIT Counts, caution should be used in interpreting changes over time. The 2014 and 2015 PIT Counts were the first years where volunteer outreach groups were used for the unsheltered count instead of solely using information provided by the police force. The increased effort to locate and count unsheltered individuals may partially account for the rise in unsheltered homelessness since 2013.

**Self-reported data.** The following data are self-reported: serious mental illness, substance abuse, and survivors of domestic violence. Self-reported data should not be viewed as an exact number. Individuals may choose whether or not to answer these highly personal questions or to do so truthfully. Therefore, the numbers provided in this report are only reflective of those who chose to answer these questions. Due to the potential inaccuracies of self-reported data, the findings provided in this report regarding self-reported data should be used with caution.

**Unaccompanied children and youth.** Unaccompanied children and youth are typically undercounted. This population is harder to count because they tend to not reside in the same areas as older adults experiencing homelessness, not self-identify as homeless, stay on friends' couches, or try to blend in.

**Undercount.** The PIT Count is a useful tool in understanding homelessness at a point in time and overall trends, but does not capture all the people who:

- ▶ Experience periods of homelessness over the course of a year
- ▶ Are unsheltered but not visible on the day of the count
- ▶ Fall under a broader definition of homelessness (ex. living in motels, staying with family/friends, in jail or in a treatment facility)

## SUMMARY OF LIMITATIONS

- ▶ Changes in count methodologies over time
- ▶ Count is a one night estimate
- ▶ Housing type definitions and classifications may change
- ▶ Longitudinal analyses should be viewed as general trends
- ▶ PIT homeless definition different from others (ex. McKinney-Vento)
- ▶ Self-reported data have reliability issues and not all people answer these questions
- ▶ Undercount of people experiencing homelessness

# National Context

In the last six years, federal policy governing the national response to homelessness shifted from a focus on programs that manage the problem of homelessness to local systems that prevent and end the problem of homelessness.

### ▶ HOMELESS EMERGENCY ASSISTANCE AND RAPID TRANSITION (HEARTH) ACT OF 2009.

The HEARTH Act reauthorized McKinney-Vento Homeless Assistance Programs that provide funding to states and local communities to address homelessness. The Act requires local Continuums of Care to incorporate a number of changes that will impact local service-delivery including:

- **System responses instead of program responses to homelessness**  
As a system, communities that receive federal funding will have to coordinate their response to homelessness and use system and program level data to inform decision-making.
- **Measuring outcomes instead of reporting activities**  
Communities that receive federal funding will be expected to show progress on key outcomes including the reduction in overall homelessness, the reduction of people who return to homelessness, increased access to housing and services through outreach, and job and income growth.
- **Permanent housing instead of shelter**  
Funding decisions will be weighted toward housing solutions, specifically Permanent Supportive Housing opportunities for chronically homeless households and rapid re-housing opportunities for those who are not chronically homeless.

### ▶ OPENING DOORS: FEDERAL STRATEGIC PLAN TO END AND PREVENT HOMELESSNESS.

In 2010, the United States Interagency Council on Homelessness launched the Federal Strategic Plan to Prevent Homelessness “as a roadmap for joint action” by 19 member agencies and state and local partners. The plan established the following goals:

- Finish the job of ending chronic homelessness in five years.
- Prevent and end homelessness among veterans in five years.
- Prevent and end family homelessness in 10 years.
- Set a path toward ending all types of homelessness.



The plan also established strategies for meeting its goals including increased leadership, collaboration, and civic engagement; increased access to and provision of stable and affordable housing; expanding opportunities for sustainable employment; improving health by linking health care with homeless assistance and housing programs; and, transforming homeless service systems into crisis response systems that prevent homelessness and return people quickly to stable housing.

### ► MAYORS CHALLENGE TO END VETERAN HOMELESSNESS BY 2015

In 2014, First Lady Michelle Obama and the U.S. Department of Housing and Urban Development Secretary announced the Mayors Challenge to End Veteran Homelessness. This initiative challenges communities to end homelessness among their veteran population by the end of 2015. Charlotte's Mayor Dan Clodfelter accepted this challenge. See "Local Context" section for additional details.

### ► 100,000 HOMES AND ZERO:2016 CAMPAIGNS

Community Solutions led two national campaigns to organize communities around housing the chronically homeless. The "100,000 Homes Campaign," was an effort to permanently house 100,000 of the country's most vulnerable homeless individuals by July 2014. Communities across the nation, including Charlotte-Mecklenburg, set the goal to house 100 homeless individuals in 100 days as part of this initiative. The term "housed" in this case refers to an individual placed in permanent housing or permanently living with family or friends. In 2014, as a follow up to the 100,000 Homes Campaign, the Zero:2016 campaign began, with the goal of ending veteran homelessness by 2015 and chronic homelessness by 2016. Charlotte-Mecklenburg is also a participant in this effort.

# Local Context

The Charlotte-Mecklenburg community has been active in its efforts to end and prevent homelessness. From January 2009 – January 2015, there were a number of initiatives, developments, and programs that addressed homelessness in the Charlotte-Mecklenburg community and helped provide context for the PIT Count findings.

### AFFORDABLE HOUSING

#### ▶ Charlotte Housing Waitlist Opens

After being closed for seven years, the Charlotte Housing Authority opened its waitlist for housing choice vouchers and public housing from September 22 – 26, 2014. Over 30,000 people applied by the time the waitlist closed and homelessness will be included as a prioritization tool for housing placement.

#### ▶ Housing Trust Fund

In 2014, Charlotte voters approved a \$15M bond for the Housing Trust Fund, which is administered by the City of Charlotte's Neighborhood and Business Services. Recognizing the connection between lack of affordable housing and homelessness, the Charlotte Housing Trust Fund will use these funds to develop affordable housing for low and moderate income households.

#### ▶ Shelter Plus Care

The Shelter Plus Care HUD program, administered by Mecklenburg County, provides housing subsidies to homeless households with disabling conditions. The program had a caseload of 250 in 2015.

### COMMUNITY COORDINATION AND COLLABORATION

#### ▶ Charlotte-Mecklenburg Coalition for Housing and the Ten-Year Plan to End and Prevent Homelessness

In 2010, the Charlotte City Council and Mecklenburg Board of County Commissioners created the Charlotte-Mecklenburg Coalition for Housing (CMCH) Board to oversee a ten-year plan to end and prevent homelessness. The goals of CMCH include moving homeless households into appropriate and safe permanent housing as soon as possible; linking the chronically homeless to housing, treatment and services through intensive outreach and engagement; and promoting housing stability for households at risk of becoming homeless. CMCH is supported by the City of Charlotte's Director of Neighborhood and Business Services, Mecklenburg County's Director of Community Support Services and the Charlotte Housing Authority's Chief Executive Officer. In 2014, CMCH released "Forward Movement: Ending and preventing Homelessness in Charlotte-Mecklenburg," a progress report on the 10-Year Plan.

## ▶ Coordinated Assessment

Coordinated Assessment seeks to better connect households currently experiencing or at risk of experiencing homelessness with the services that are best able serve them. The Charlotte-Mecklenburg Continuum of Care launched Coordinated Assessment in May 2014, with funding from Wells Fargo through the United Way of Central Carolinas. The National Alliance to End Homelessness provided assistance in developing and implementing the new system. Social workers stationed at three sites administer a standardized assessment that helps identify the services that can best address the housing needs of households experiencing or at risk of experiencing homelessness within 72 hours.

## ▶ Engagement and Advocacy

The Charlotte Mecklenburg Coalition for Housing (CMCH) and the Homeless Services Network (HSN), a network of agencies that serve people experiencing homelessness, have developed a collaborative working relationship to support community engagement and advocacy on affordable housing and homelessness issues and research and evaluation of the community's homelessness and affordable housing efforts.

## ▶ Mecklenburg County Housing Stability Partnership

The Mecklenburg County Housing Stability Partnership is a collaborative partnership between the City of Charlotte, the Charlotte Housing Authority, Foundation For The Carolinas, and Mecklenburg County. Formed in 2014, the partnership coordinates funding processes for supportive housing development, supportive services, and rental subsidies. As of January 2015, Mecklenburg County Community Support Services had allotted, through a competitive request for proposal process, over \$1.1M in supportive services funding to four local agencies. These agencies will serve over 128 former chronically homeless households over a two to three year period.

## FAMILY HOMELESSNESS

### ▶ A Way Home Housing Endowment

In 2013, the City of Charlotte and Foundation For The Carolinas established A Way Home housing endowment, which will be fully funded in 2018. This \$20 million endowment, funded through public, and private dollars, will be aimed at providing housing and rental assistance for families at-risk of or currently experiencing homelessness, with veteran households receiving priority. In 2014, a group of local faith leaders raised operational funds to begin a pilot program until the endowment is fully funded. As of January 2015, three agencies received funds through the pilot program: Charlotte Family Housing, Crisis Assistance Ministry, and Salvation Army. In addition, Mecklenburg County Community Support Services provided money to Charlotte Family Housing and Salvation Army for supportive services.

## PERMANENT SUPPORTIVE HOUSING AND CHRONIC HOMELESSNESS

### ▶ Acceleration to Housing 100 in 100 Days Initiative

The “Acceleration to Housing 100 in 100 Days” campaign was part of a national effort, “100,000 Homes Campaign,” to permanently house 100,000 of the country’s most vulnerable homeless individuals. As part of this national initiative, our community set the goal to house 100 homeless individuals in 100 days. From May 2013 to May 2014, the Charlotte community surpassed its goal and housed 442 chronically homeless persons. In large part, this was due to a commitment that all new Veterans Affairs Supportive Housing (VASH) vouchers would go to chronically homeless veterans and that all new units at McCreesh Place (a permanent supportive housing community) would be prioritized for chronically homeless men. In Charlotte, this effort was a collaboration between the Veterans Administration, the City of Charlotte, Mecklenburg County and local service providers in conjunction with the national 100,000 Homes Campaign.

### ▶ Housing First Charlotte-Mecklenburg

Housing First Charlotte-Mecklenburg launched January 6, 2015 and is a collaboration between businesses, city, county, and non-profit agencies. The Housing First Charlotte-Mecklenburg initiative seeks to end chronic homelessness by 2016 using the Housing First model, which continues to gain support. The goal of ending chronic homelessness will be achieved by reaching a “functional zero,” which means that the number of chronic homeless people at any time will be less than the current average monthly housing placement rate for the chronically homeless<sup>3</sup>. As part of this effort, a registry of the chronically homeless coincided with the PIT Count in January 2015. This registry will be used to help target outreach efforts and interventions. Housing First Charlotte-Mecklenburg will also work to expand outreach efforts, create 250 permanent supportive housing units, and develop leadership and staff support for the Housing First model.

### ▶ Permanent Supportive Housing (PSH)

The community is using a system-wide Housing First model, which creates permanent supportive housing for a household that is experiencing homeless or at risk of homelessness and has a condition of disability such as mental illness, substance abuse, chronic health issues or other conditions that create multiple and serious ongoing barriers to housing stability. PSH units are provided through community agencies and scattered-site programs built throughout the community.

### ▶ Zero:2016

Zero:2016 is a national campaign organized by Community Solutions to end chronic homelessness by 2016. Charlotte was selected as a participating community and is working closely with the Housing First Charlotte-Mecklenburg initiative.

---

<sup>3</sup> <http://www.housingfirstcharmeck.org/faq/>

## PREVENTION AND RAPID RE-HOUSING

### ▶ Homeless Prevention and Rapid Re-Housing Program

The Charlotte-Mecklenburg community received \$1.9M in Homeless Prevention and Rapid Re-housing Program (HPRP) federal funds from 2009-2012. These funds helped coordinate the community around a system to use the funds for prevention and rapid re-housing responses. The programs continue with support from other funding sources.

### ▶ Low Barrier Rapid Re-Housing initiatives

The Charlotte-Mecklenburg community shifted to funding rapid re-housing initiatives with low barriers to program entry. These initiatives help households with adults and children successfully exit homelessness and maintain permanent housing by integrating employment assistance, case management and housing services. The Men's Shelter of Charlotte and the Salvation Army of Greater Charlotte's Center of Hope are currently engaged in low-barrier rapid re-housing programs.

## RESEARCH AND EVALUATION

The Charlotte-Mecklenburg community has worked to strengthen research and evaluation efforts to better understand homelessness and housing instability.

### ▶ Charlotte-Mecklenburg Coalition for Housing's Research and Evaluation Committee

The Charlotte-Mecklenburg Coalition for Housing's Research and Evaluation committee is coordinating and advocating around data collection and research on homelessness and housing instability.

### ▶ Housing Data Consortium

In 2013, the UNC Charlotte Urban Institute (the Institute) received funding from Foundation For The Carolinas through a Catalyst Grant to create a Homeless and Housing Data Consortium within the Institute for Social Capital (ISC), which houses Homeless Management Information Systems (HMIS) data along with other key data from agencies that serve people experiencing homelessness or housing instability. In 2015, the Institute will release a series of reports focusing on homelessness in Charlotte-Mecklenburg. Funding for the reports is provided by Mecklenburg County.

### ▶ Moore Place Study

In 2014, Dr. Lori Thomas from the UNC Charlotte Department of Social Work released the Year 1 report of the "Moore Place Permanent Supportive Housing Evaluation Study," which found that housing stability improved and system utilization and associated costs decreased significantly when chronically homeless individuals were provided with permanent supportive housing through a "Housing First" approach. Dr. Thomas is in the process of completing the Year 2 report of the study, which will be released in 2015.

## VETERAN HOMELESSNESS

### ▶ A Way Home Housing Endowment

In 2013, the City of Charlotte and Foundation For The Carolinas established A Way Home housing endowment, which will be fully funded in 2018. This \$20 million endowment, funded through public, private, and individual dollars, will be aimed at providing housing and rental assistance for households with adults and children at-risk of or currently experiencing homelessness, with households with veterans receiving priority. In 2014 a group of local faith leaders raised operational funds to begin a pilot program until the endowment is fully funded. As of January 2015, three agencies received funds through the pilot program: Charlotte Family Housing, Crisis Assistance Ministry, and Salvation Army. In addition, Mecklenburg County Community Support Services provided money to Charlotte Family Housing and Salvation Army for supportive services.

### ▶ Acceleration to Housing 100 in 100 Days Initiative

The U.S. Department of Veterans Affairs is part of the community's systems approach to ending and preventing homelessness. The Acceleration to Housing initiative has streamlined application processes so that the community is better able to utilize its allotted VA Supportive Housing (VASH) vouchers. In 2014, the community used 245 HUD VASH vouchers in Mecklenburg County with an additional 38 available.

### ▶ Charlotte-Mecklenburg Housing Our Heroes Initiative

Charlotte's Mayor Dan Clodfelter accepted First Lady Michelle Obama's Mayor's Challenge to End Veteran Homelessness by 2015. Mecklenburg Board of County Commissioners Chairman Trever M. Fuller, and Kaye Green, director of the Salisbury Veterans Affairs Medical Center partnered with Clodfelter for a public launch on Veterans Day, November 11, 2014. Called locally, the "Charlotte-Mecklenburg Housing Our Heroes" initiative, this joint effort of multiple city, county, federal veterans affairs, and non-profit agencies began July 6, 2014 and as of March 6, 2015, had housed 155 veterans.

# 2015 Overview

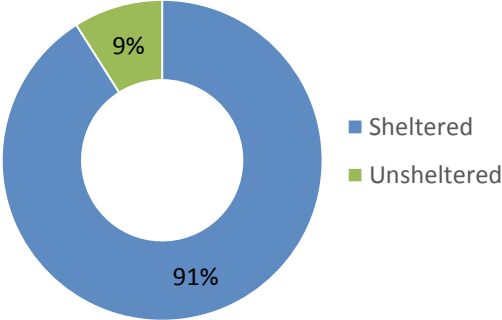
2,001

Homeless persons

### OVERALL

- ▶ The 2015 count identified **2,001** homeless persons on the night of January 29, 2015.
- ▶ There was a **1%** decrease in homeless persons from 2014 to 2015 and a **19%** decrease from 2009 to 2015.

Total Homeless Population by Shelter Type 2015



### SHELTER TYPE

- ▶ The majority (**91% or 1,821**) of homeless persons identified were sheltered, and the remaining **9%** (or **180** people) were unsheltered.
- ▶ Unsheltered homelessness increased by **10%** and sheltered homelessness decreased by **2%** from 2014 to 2015. From 2009-2015 unsheltered homelessness decreased **67%** from **550 to 180**.

## HOUSEHOLD TYPE

### Households with adults and children

- ▶ There were **758** homeless people identified in **256** households with adults and children, representing **38%** of all homeless people on a single night.
- ▶ This represents a **9%** (**24** household) decrease in homeless households with adults and children from 2014 and a **43%** (**13** household) increase from 2009.
- ▶ **100%** of households identified with adults and children were sheltered.

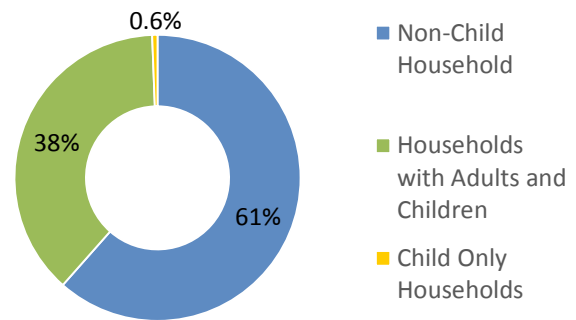
### Households without children

- ▶ **1,231** people were identified as homeless in households without children representing about **62%** of all homeless people on a single night.
- ▶ This represents a **4%** (**46** person) increase from 2014 and a **37%** (**920** person) decrease from 2009.
- ▶ **85%** of people identified in households without children were sheltered.

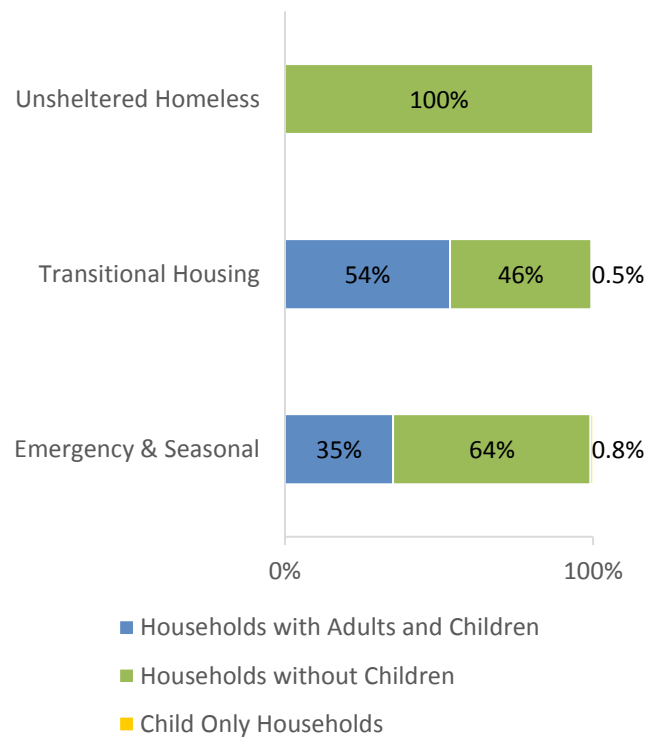
### Child only households

- ▶ There were **12** unaccompanied homeless children identified on a single night in January 2015.
- ▶ This represents a **33%** (**3** person) increase from 2014 and a **25%** (**4** person) decrease from 2009.
- ▶ **100%** of the identified unaccompanied children and youth were sheltered in 2015.

Persons by Household Type, 2015

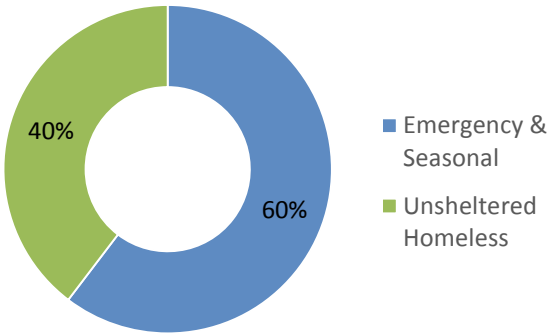


Persons by Household Type and Shelter Type, 2015





Chronically Homeless Persons, 2015

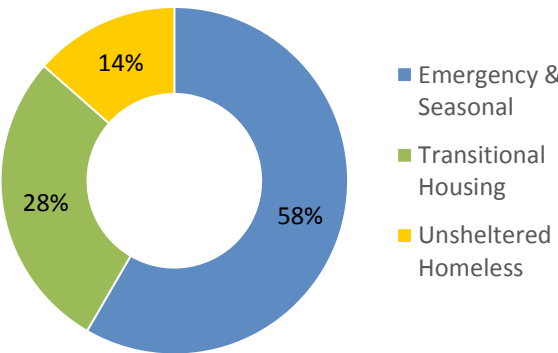


CHRONICALLY HOMELESS

- ▶ 280 people or 14% of the homeless population identified as chronically homeless.
- ▶ This is a 38% (77 person) increase from 2014, and a 7% (18 person) increase since 2009.

*Note: In 2014 and 2015, the volunteer effort to count homeless individuals expanded and in 2014, HUD strengthened data reporting requirements for identifying the chronically homeless, resulting in changes in how the chronically homeless were identified in CHIN. This could have contributed to an increase in the number of chronically homeless.*

Homeless Veterans by Shelter Type, 2015



HOMELESS VETERANS

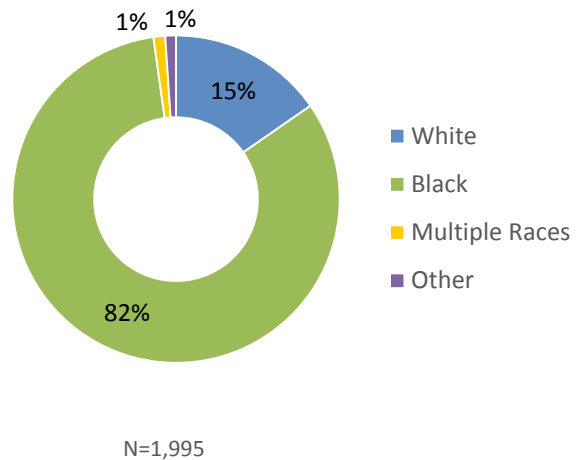
- ▶ There were 185 homeless veterans identified in Mecklenburg County. Homeless veterans accounted for nearly 12% of all homeless adults.
- ▶ This represents an 18% (28 person) increase from 2014 and a 6% (11 person) increase from 2009.

## RACE

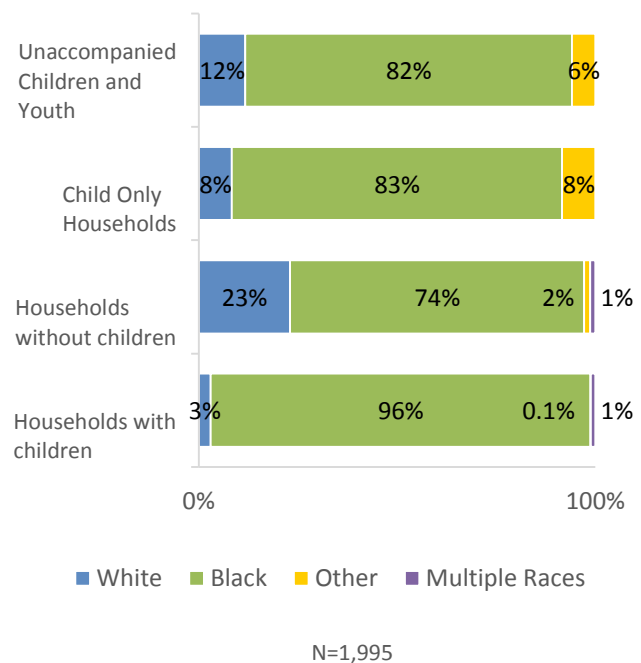
- ▶ **82%** (1,645 people) of the total homeless population were Black. This is disproportionately high considering only **31%** of the general population in Mecklenburg County was Black. In Mecklenburg County, **23%** of Blacks lived under the poverty line accounting for **46%** of all people under the poverty line in Mecklenburg County, according to the U.S. Census Bureau, 2009-2013 5-Year American Community Survey.
- ▶ **65%** (110 people) of the unsheltered homeless population were Black.
- ▶ Whites comprised about **15%** of the homeless population (306 people) but **58%** of the general population and **37%** of all people under poverty in Mecklenburg County, according to the U.S. Census Bureau, 2009-2013 5-Year American Community Survey.

*Note: Percentages are calculated based on the number of people who provided race information and people of multiple races are not counted in multiple racial categories, resulting in percentages being calculated off of a total N of 1,995 rather than 2,001.*

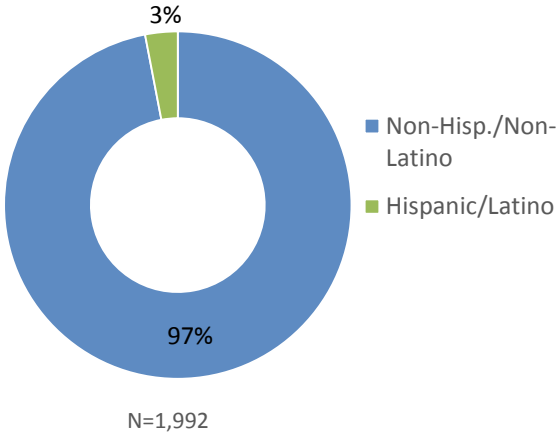
### Homeless People by Race, 2015



### Homeless People by Race and Household Type, 2015



Homeless People by Ethnicity, 2015

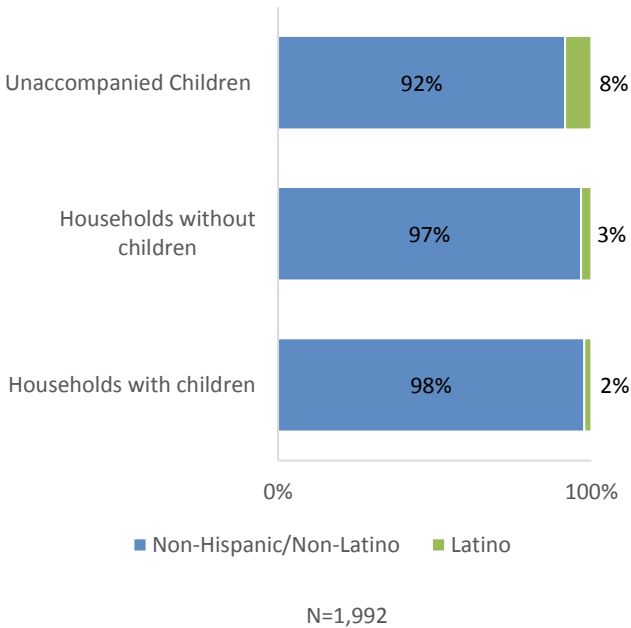


ETHNICITY

- ▶ 3% (60 people) of all homeless people identified on a single night were of Hispanic/Latino descent. In comparison, the Latino population comprises 12% of the general population and 23% of people below the poverty level in Mecklenburg County, according to the U.S. Census Bureau, 2009-2013 5-Year American Community Survey
- ▶ 15% of homeless people of Hispanic/Latino descent were unsheltered.

*Note: Ethnicity percentages are calculated based on the number of people who provided ethnicity information, resulting in percentages being calculated off of a total N of 1,992 rather than 2,001.*

Homeless People by Ethnicity and Household Type, 2015

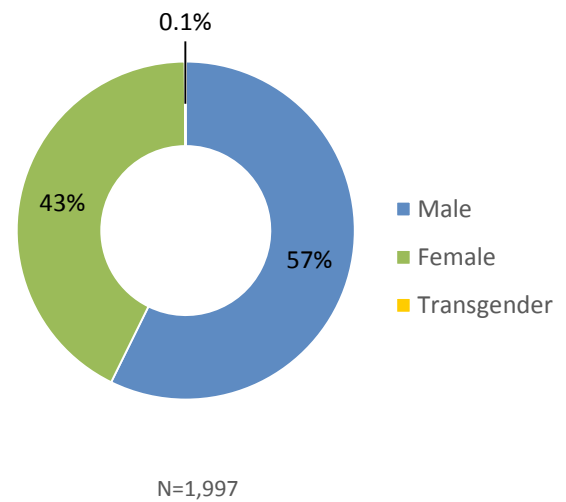


## GENDER

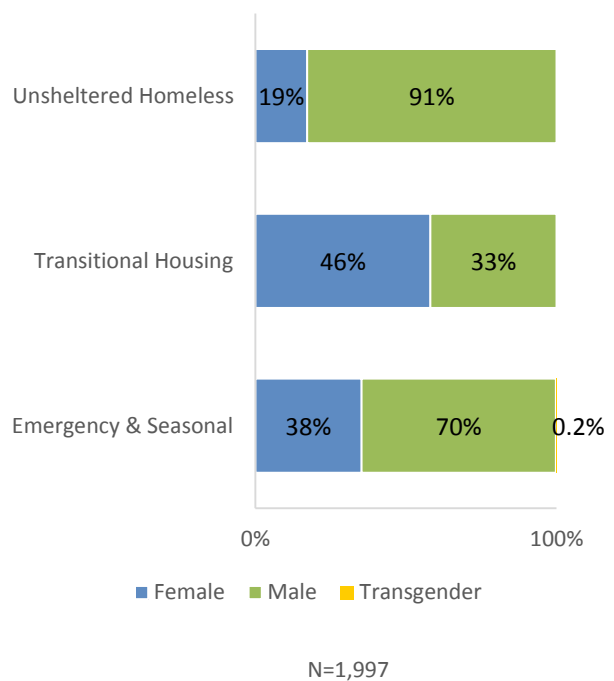
- ▶ **57% (1,145)** of all homeless people identified were male in 2015, yet males accounted for **91%** of the unsheltered homeless population, **70%** of those in emergency/seasonal shelter, and **72%** of people in households without children.
- ▶ **43% (853)** of all homeless people identified were women in 2015, however women accounted for **66%** of people in households with adults and children and **46%** of people in transitional housing.
- ▶ **0.1% (2)** of all homeless people identified were transgender, all of whom were in emergency and seasonal housing.

*Note: Gender percentages are calculated based off of the number of people who provided gender information, resulting in percentages being calculated off of a total N of 1,997 rather than 2,001.*

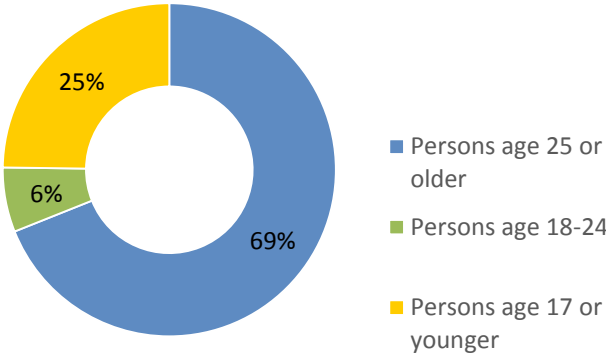
### Homeless Persons by Gender, 2015



### Gender by Shelter Type, 2015



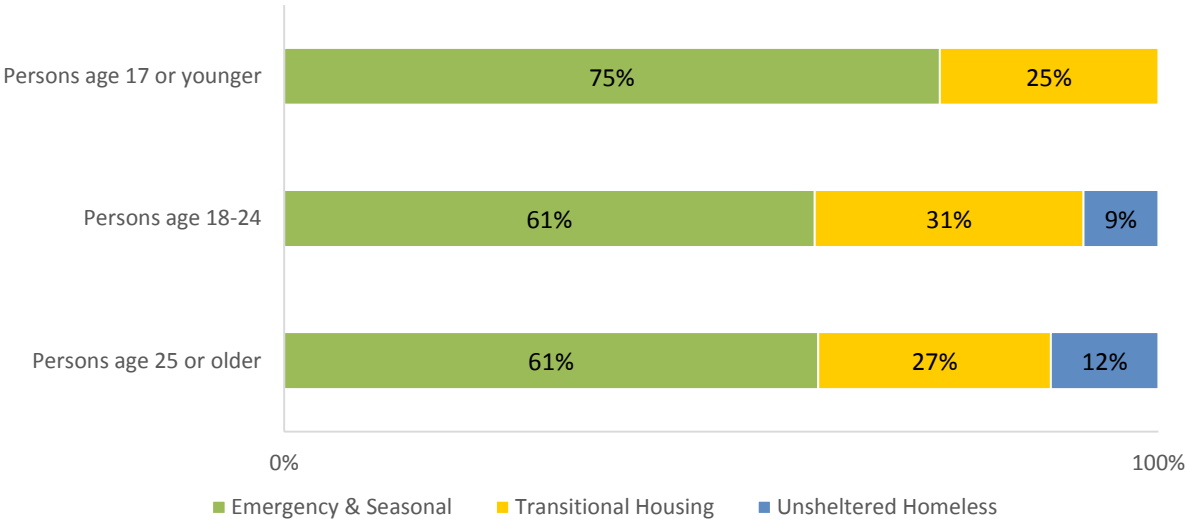
Homeless Persons by Age, 2015



AGE

- ▶ 25% (498 people) of all homeless people identified on a single night in January 2015 were under the age of 18.
- ▶ The majority of homeless people identified (69% or 1,386 people) were age 25 or older.
- ▶ 100% of all children identified under the age of 18 were in emergency and seasonal shelter.
- ▶ Persons age 25 or older were predominantly (61%) in emergency and seasonal shelter, but had the highest proportion (12%) of unsheltered persons of all the age groups (versus 9% for ages 18-24 and 0% for under 18).

Age by Shelter Type, 2015

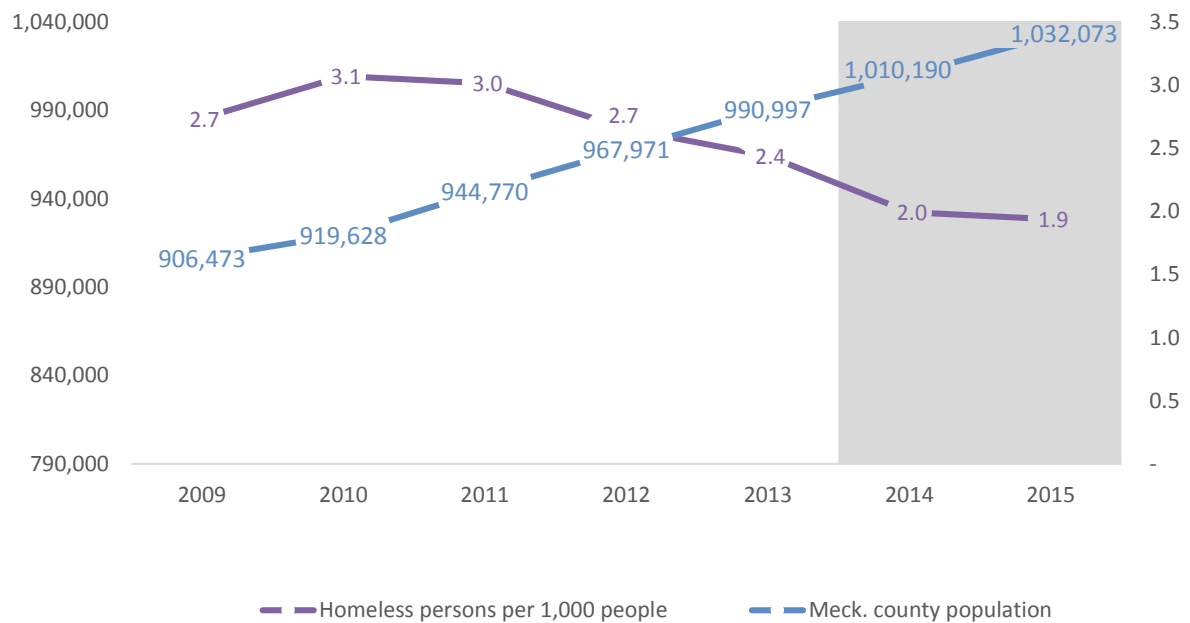


# Overall

OVERALL

- ▶ The per capita homelessness rate (homeless persons per 1,000 people in Mecklenburg County) **decreased** from 2009 -2015 as the Mecklenburg County population grew.

Mecklenburg County Population and Rate of Homelessness (per 1,000) 2009 - 2015\*

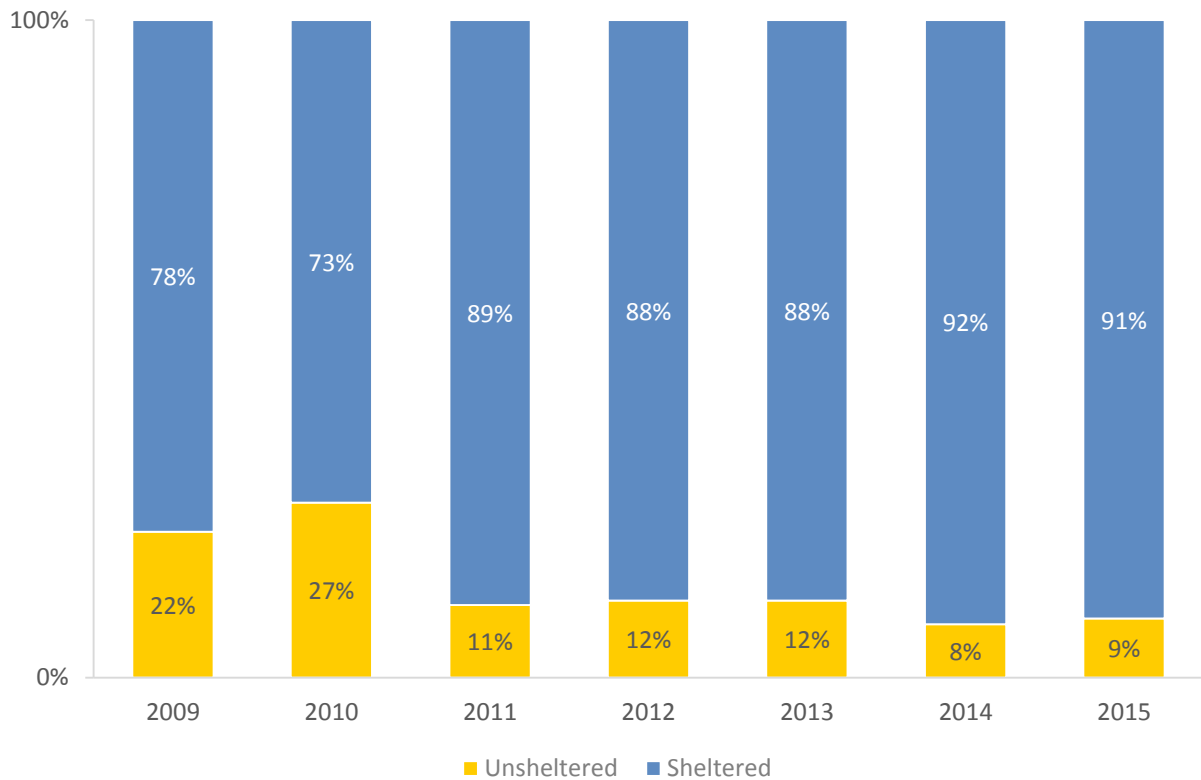


\* Population for Mecklenburg County from Census Population Estimates. No data available yet for 2014 and 2015, so 2013 estimates were used.

SHELTER TYPE

- ▶ The majority (91% or 1,821) of homeless persons identified were sheltered, and the remaining 9% (180 people) were unsheltered.
- ▶ Unsheltered homelessness increased by 10% (16 people) and sheltered homelessness decreased by 2% (29 people) from 2014 to 2015.

Percent of Homeless Population by Shelter Type, 2009-2015



## Households with Adults & Children

### DEFINITION:

- ▶ People who are homeless as part of households that have at least one adult and one child.

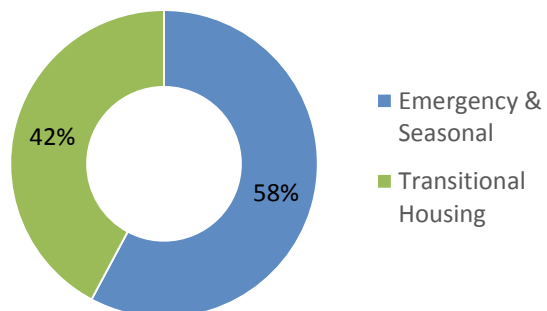
### CONTEXT:

- ▶ Given changes in methodology for the unsheltered count from 2013-2014, comparisons should be interpreted with caution. Additionally, due to Charlotte Family Housing's transition to reporting its transitional housing units as rapid re-housing or other unit types in 2013 and Community Link's transition to reporting its transitional units as permanent housing in 2014, the decrease in transitional housing from 2013-2015 should be interpreted with caution.
- ▶ The HUD definition of homelessness used in the PIT Count differs from the McKinney-Vento definition of homelessness. Due to this difference in definition, comparisons cannot be made between the two numbers. See "Limitations" section for more details.

### On a Single Night in January 2015

- There were **758** homeless people identified in **256** households with adults and children, representing **38%** of all homeless people on a single night.
- **108** people identified in households with adults and children comprised **42%** of the total sheltered homeless population.
- **100%** of households with adults and children were housed.

Homeless Households with Adults and Children by Shelter Type, 2015

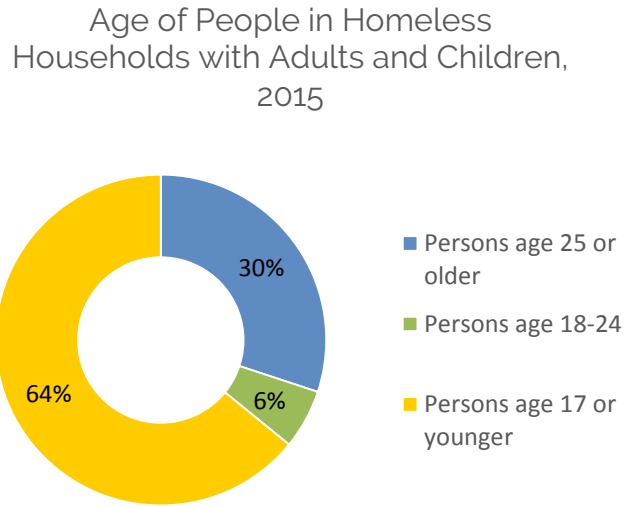




# HOUSEHOLDS WITH ADULTS & CHILDREN

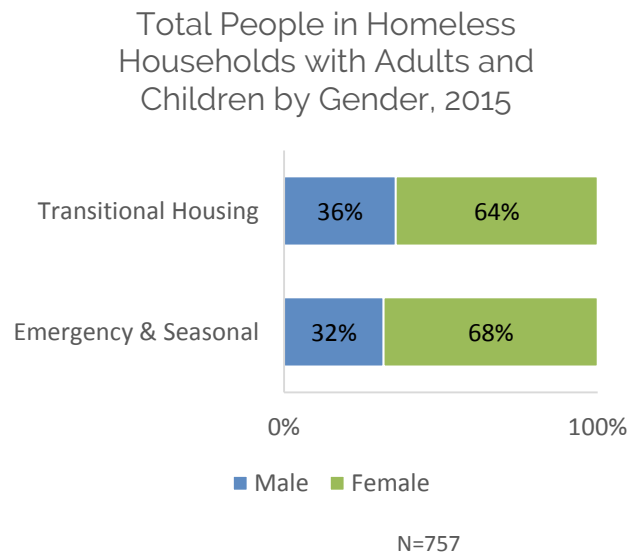
## Age of Homeless People in Households with Adults and Children, 2015

- **64%** of all homeless people identified in households with adults and children were under the age of 18.
- **6%** of all homeless people in households with adults and children were between the ages of 18 and 24.
- **30%** of people in households with adults and children were 25 years or older.
- The majority of homeless children and youth (**98%** or **486** people) were part of a homeless household with adults and children.



## Gender of Homeless People in Households with Adults and Children, 2015<sup>4</sup>

- **66%** or **503** people in homeless households with adults and children were females.
- **34%** or **254** of homeless people in households with adults and children were males.
- Both genders were more likely to be counted in shelters, **44%** of females and **48%** of males were in transitional housing.
- There were no people in households with adults and children who were transgendered.



<sup>4</sup> Percentages are calculated based on the number of people who provided gender information, resulting in gender being calculated off of a total N of 757.

# HOUSEHOLDS WITH ADULTS & CHILDREN

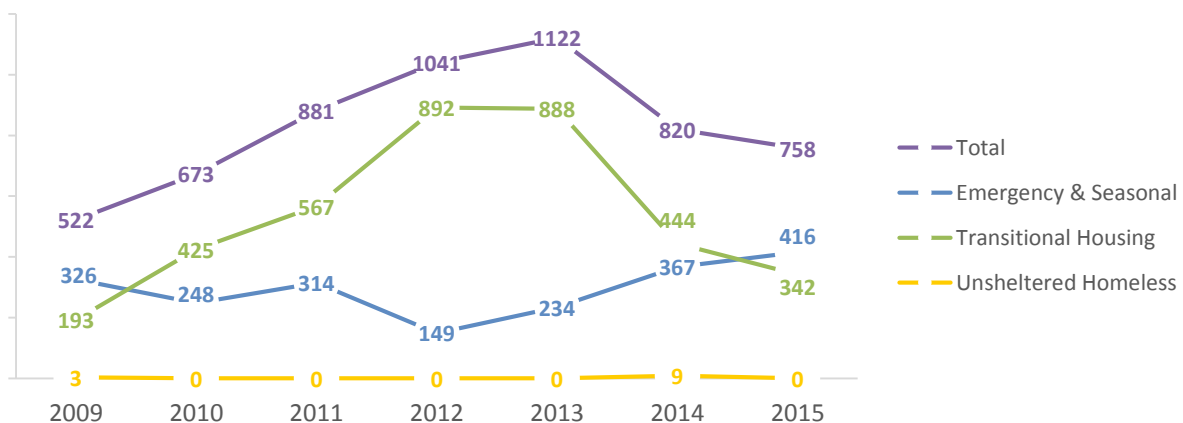
## Since 2014

- The number of homeless households with adults and children declined by 9% (from 280 households in 2014 to 256 in 2015) and the number of people in those households decreased by 8% (from 820 people in 2014 to 758 in 2015). This decrease was due to the change in the number of people in households with adults and children in transitional housing, which decreased by 23% (from 444 people in 2014 to 342 in 2015).
- The number of unsheltered people in households with adults and children decreased from 9 unsheltered persons in 2014 to 0 people in 2015 and the number of sheltered people in households with adults and children declined by 6.5% (from 811 people in 2014 to 758 people in 2015).
- The number of people in households with adults and children identified as chronically homeless increased by 229 % (from 7 people in 2014 to 23 people in 2015).

## Since 2009

- The number of homeless people in households with adults and children increased by 45% (from 522 people in 2009 to 758 people in 2015) and the number of households increased by 43% during the same time period (from 179 households with adults and children in 2009 to 256 households with adults and children in 2015).
- The number of unsheltered people in households with adults and children declined from 9 people in 2009 to 0 people in 2015 and the number of sheltered people in households with adults and children increased 45% (from 522 people in 2009 to 758 people in 2015).

People In Homeless Households with Adults and Children By Shelter Type, 2009-2015



## Households without Children

### DEFINITION:

- ▶ Single adults and adult couples unaccompanied by children.

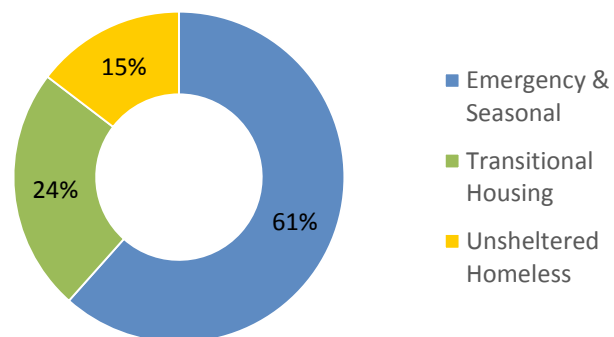
### CONTEXT:

- ▶ During 2014-2015, community initiatives and policies that include efforts to decrease the number of individuals experiencing homelessness include: Acceleration to Housing 100 in 100 Days campaign, Housing First Charlotte-Mecklenburg effort to end chronic homelessness, Housing Our Heroes initiative to end veteran homelessness, permanent supportive housing model, housing first model, low barrier rapid-rehousing initiatives, and the Zero:2016 initiative to end chronic homelessness. See “Local Context” section for more details.
- ▶ Given changes in the unsheltered count methodology from 2013-2015, comparisons should be interpreted with caution.

### On a Single Night in January 2015

- **1,231** people were homeless in households without children in Mecklenburg County, representing about **62%** of all homeless people on a single night.
- People in households without children comprised **53%** of the total sheltered homeless population.
- Homeless individuals were much more likely to be sheltered (**85%**) than unsheltered (**15%**). Of those sheltered, **61%** were in emergency and seasonal shelters and **24%** were in transitional housing.

Homeless Households Without Children by Shelter Type, 2015

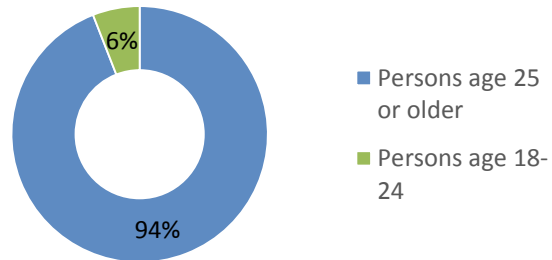


# HOUSEHOLDS WITHOUT CHILDREN

## Age of People in Homeless Households without Children, 2015

- **94%** of all people in households without children were 25 years or older.
- Approximately **6%** of people in households without children were between the ages of 18 and 24.

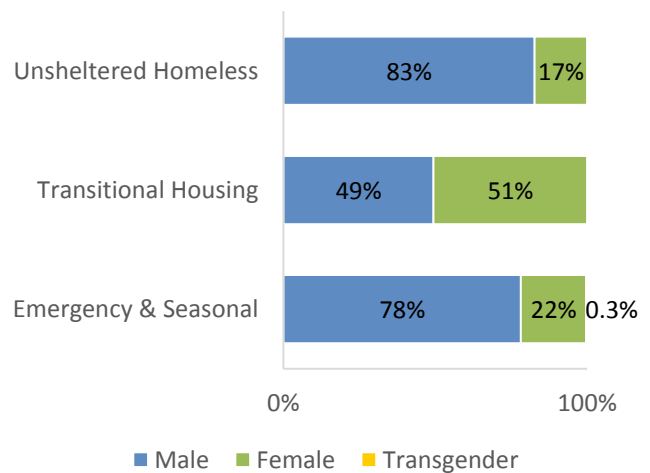
Age of Homeless Households without Children, 2015



## Gender of People in Homeless Households without Children, 2015

- **72%** (or **886** people) of people in households without children were males and **28%** (or **343** people) were females.
- **Two** people were identified as transgender—both were male to female.
- Males were more likely to be in emergency and seasonal shelters (**67%** or **592** people) than in transitional housing (**16%** or **145** people) or in unsheltered locations (**17%** or **149** people).
- Females were more likely to be counted in transitional housing (**43%** or **148** people) or in emergency and seasonal shelters (**48%** or **164** people) than in unsheltered locations (**9%** or **31** people).

Total People in Homeless Households without Children by Gender and Shelter Type, 2015



# HOUSEHOLDS WITHOUT CHILDREN

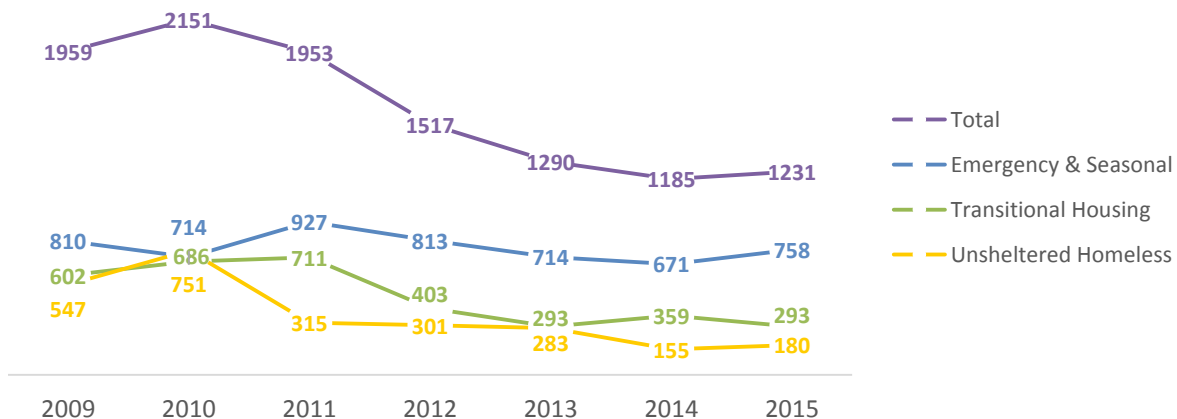
## Since 2014

- The number of homeless individuals increased by **4%** (from **1,185** people in 2014 to **1,231** people in 2015).
- The number of unsheltered homeless individuals increased by **16%** (from **155** individuals in 2014 to **180** individuals in 2015).
- The number of sheltered homeless individuals increased by **2%** (from **1,030** individuals in 2014 to **1,051** individuals in 2015).
- The number of homeless individuals in emergency and seasonal shelters increased by **13%** (from **671** individuals in 2014 to **758** individuals in 2015), while the number in transitional housing decreased by **18%** (from **359** individuals in 2014 to **293** individuals in 2015).

## Since 2009

- Individual homelessness on a single night declined by **37%** (from **1,959** individuals in 2009 to **1,231** individuals in 2015).
- The number of unsheltered homeless individuals decreased by **67%** (from **547** individuals in 2009 to **180** individuals in 2015), and the number of sheltered individuals decreased by **26%** (from **1,412** individuals in 2009 to **1,051** individuals in 2015).
- The number of homeless individuals in emergency and seasonal shelters declined by **6%** (from **810** individuals in 2009 to **758** individuals in 2015).
- The number of homeless individuals in transitional housing saw a reduction of **51%** (from **602** individuals in 2009 to **293** individuals in 2015).

Homeless individuals by shelter type, 2009-2015



## Child Only Households

### DEFINITION:

- ▶ People who are not part of a family during their episode of homelessness and who are under the age of 18.

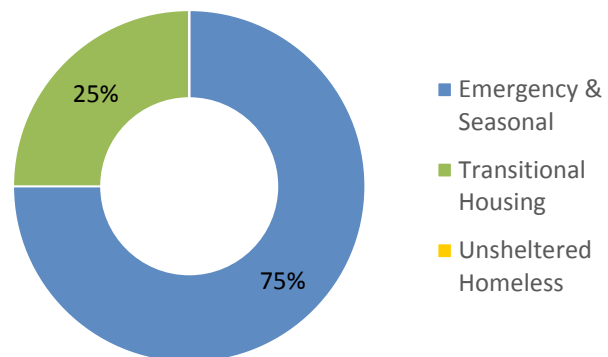
### CONTEXT:

- ▶ As part of the 2015 PIT Count, special events were held at organizations that work with unaccompanied children in an effort to improve the count of unaccompanied children, which may have contributed to the increase in child only households identified in 2015.
- ▶ Homeless unaccompanied children and youth are especially hard to identify and often do not meet the PIT Count definition of “homeless.” As a result, this population is likely undercounted. See “Methodology” section for more details.
- ▶ Given changes in the unsheltered count methodology from 2013-2015, comparisons should be interpreted with caution.

### On a Single Night in January 2015

- There were **12** child only households on a single night in January 2015—less than **1%** of the total homeless population. **7** of those children were females.
- None of the child only households were unsheltered in 2015. **9** of the child only households were in emergency and seasonal shelters while the remaining **3** were in transitional housing.

Homeless Child Only Households, 2015



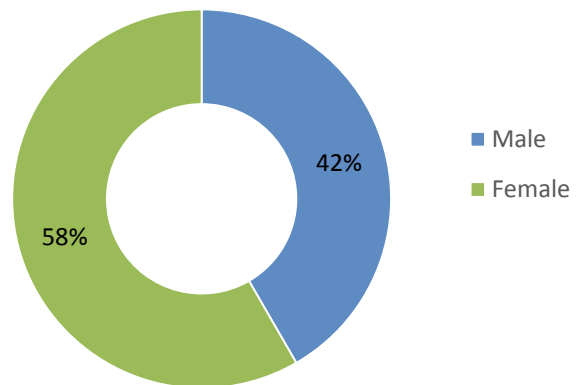
# CHILD ONLY HOUSEHOLDS

## Gender of People in Child Only Households, 2015

---

- **Five (42%)** of people in child only households were males and **7 (58%)** were females.
- **Zero** people in child only households identified as transgender.
- **Five** people (**100%**) of males in child only households were in emergency and seasonal shelters.
- All females were counted in transitional housing (**43%** or **3** people) and in emergency and seasonal shelters (**57%** or **4** people).

Total People in Homeless Child Only Households by Gender, 2015



## Since 2014

---

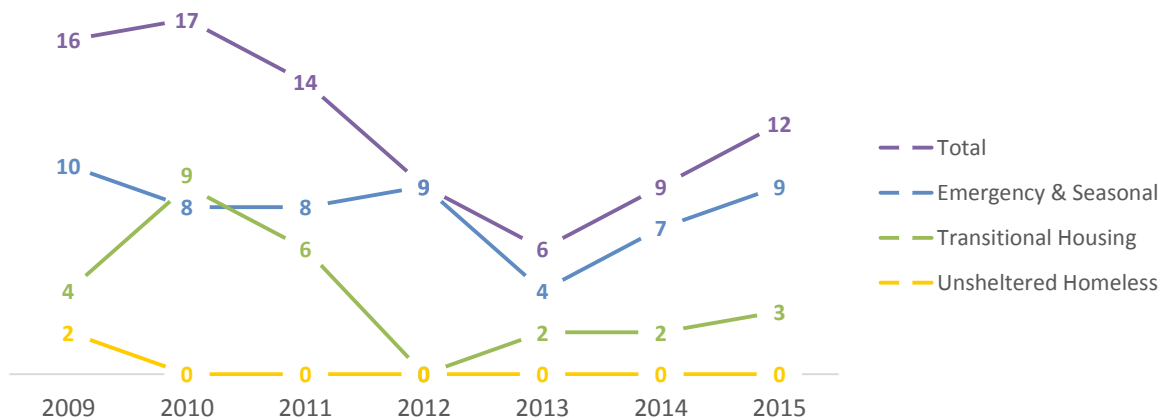
- The number of people in child only households increased by **33%** (from **9** children in 2014 to **12** children in 2015). The number of females in child only households (**7**) did not change.
- The number of people in child only households in emergency and seasonal shelters increased from **7** in 2014 to **9** in 2015.
- The number of people in child only households in transitional housing increased from **2** in 2014 to **3** in 2015.
- The number of unsheltered people in child only households stayed the same (**zero** children).

# CHILD ONLY HOUSEHOLDS

Since 2009

- The number of people in child only households on a single night decreased by **25%** (from **16** children in 2009 to **12** children in 2015).
- There were two unsheltered unaccompanied people in child only households in 2009, and that number has remained at **zero** children for the past six years.
- The number of sheltered people in child only households decreased by **14%** (from **14** children in 2009 to **12** children in 2015).
- The number of unaccompanied people in child only households in emergency and seasonal shelters declined by **10%** (from **10** children in 2009 to **9** children in 2015).
- The number of people in child only households in transitional housing decreased by **25%** (from **4** children in 2009 to **3** children in 2015).

Child Only Households by Shelter Status, 2015





## Unaccompanied & Parenting Youth

### DEFINITION:

- ▶ People who are not part of a family during their episode of homelessness and who are under the age of 25.

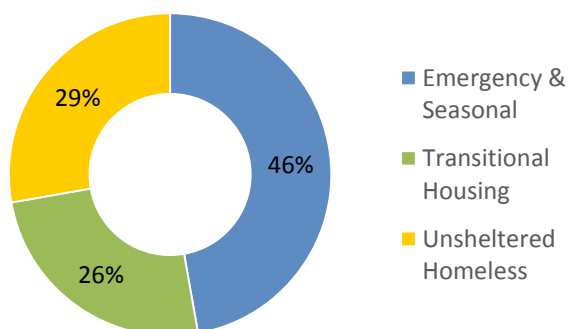
### CONTEXT:

- ▶ As part of the PIT Count, special events were held at organizations that work with unaccompanied youth in an effort to improve the count of unaccompanied youth.
- ▶ Homeless unaccompanied children and youth are especially hard to identify and often do not meet the PIT Count definition of “homeless.” As a result, this population is likely undercounted. See “Methodology” section for more details.
- ▶ Given changes in the unsheltered count methodology from 2013-2015, comparisons should be interpreted with caution.

### On a Single Night in January 2015

- There were **35** unaccompanied youth on a single night in January 2015—less than **2%** of the total homeless population.
- **29%** (**10**) of the unaccompanied children were unsheltered in 2015. **16** (**46%**) of the unaccompanied homeless youth were in emergency and seasonal shelters while the remaining **9** (**26%**) were in transitional housing.
- There were **0** parenting youth.

Unaccompanied Homeless Youth, 2015

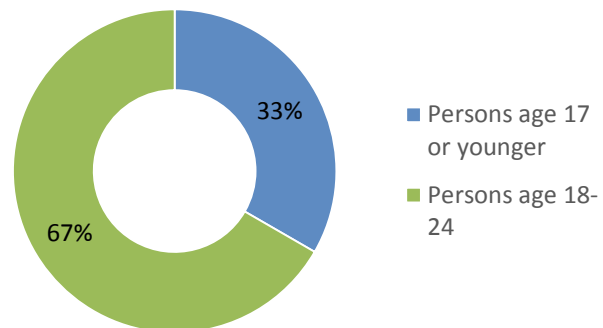


# UNACCOMPANIED & PARENTING YOUTH

## Age of People in Unaccompanied Youth Households, 2015

- **34 % (12)** people in unaccompanied youth households were under the age of 18.
- Approximately **66 % (24)** people in unaccompanied youth households were ages 18 - 24.

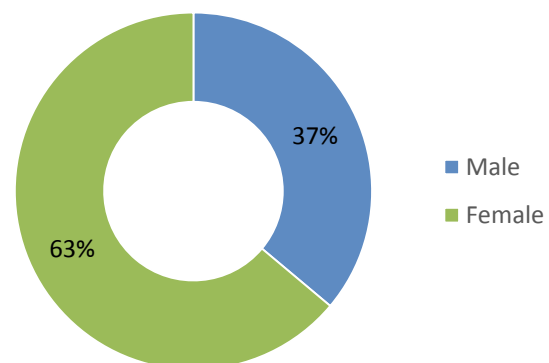
Age of Homeless Unaccompanied Youth Households, 2015



## Gender of People in Unaccompanied Youth Households, 2015

- **Thirteen (37%)** of people in unaccompanied youth households were males and **22 (63%)** were females.
- **Zero** people in unaccompanied youth households identified as transgender.
- Males were more likely to be in emergency and seasonal shelters (**62%** or **8** people) or in unsheltered locations (**38%** or **5** people). No males were in transitional housing.
- Females were more likely to be counted in transitional housing (**41%** or **9** people) and in emergency and seasonal shelters (**36%** or **8** people) than in unsheltered locations (**23%** or **5** people).

Total People in Homeless Unaccompanied Youth Households by Gender, 2015



## Chronically Homeless

### DEFINITION:

- ▶ An unaccompanied individual or family head of household with a disability who has either been continuously homeless for 1 year or more or has experienced at least four episodes of homelessness in the last 3 years. If an adult member of a family meets these criteria, the family is considered chronically homeless.

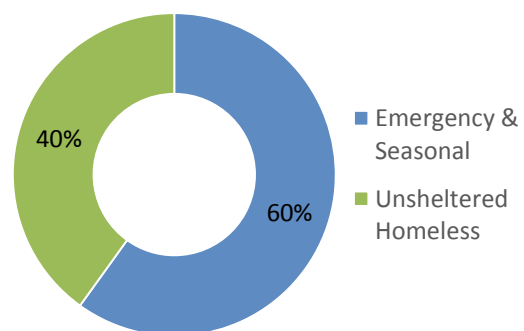
### CONTEXT:

- ▶ In 2014 and 2015, the volunteer effort to count homeless individuals expanded.
- ▶ In 2014 HUD strengthened data reporting requirements for identifying the chronically homeless, resulting in changes in how the chronically homeless were identified in CHIN. This could have contributed to an increase in the number of chronically homeless. See “Methodology” section for more details.
- ▶ From 2014-2015, community initiatives and policies that specifically targeted decreasing the number of people experiencing chronic homelessness included: Acceleration to Housing 100 in 100 Days campaign, Housing First Charlotte-Mecklenburg effort to end chronic homelessness, focus on permanent supportive housing and housing first models, and the Zero:2016 initiative to end chronic homelessness. See “Local Context” section for more details.

### On a Single Night in January 2015

- There were **280** people identified as chronically homeless, of which **257 (92%)** were individuals and **23 (8%)** were in households with adults and children.
- **11% (31 people)** of people identified as chronically homeless self-identified as veterans, of which **52% (16)** were unsheltered.
- **57%** of people in chronically homeless households without children (**146 people**) were counted in emergency and seasonal shelters and about **44% (111 people)** were counted in unsheltered locations.

Chronically Homeless Persons, 2015



# CHRONICALLY HOMELESS

- Chronically homeless individuals represented **23%** of the total number of homeless individuals, or **14%** of all homeless people on a single night.
- A total of **23** people in **7** households with adults and children were identified as chronically homeless, all of which were living in emergency and seasonal shelters. There were no unsheltered chronically homeless households with adults and children.

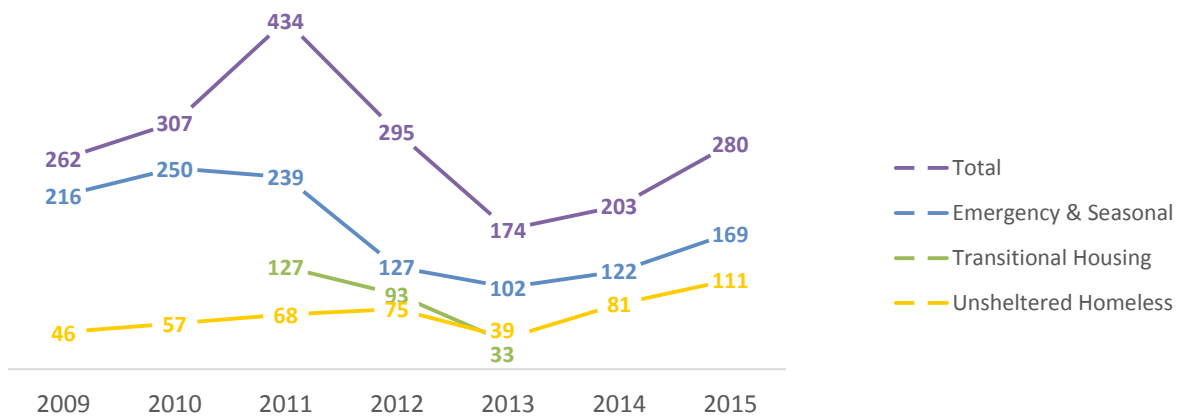
## Since 2014

- The number of chronically homeless increased by **38%** (from **203** people in 2014 to **280** people in 2015).
- The number of unsheltered chronically homeless increased by **37%** (from **81** people in 2014 to **111** people in 2015) and the number of sheltered chronically homeless in emergency and seasonal housing increased by **39%** (from **122** people in 2014 to **169** people in 2015).

## Since 2009

- The number of chronically homeless increased by **7%** (from **262** people in 2009 to **280** people in 2015).
- The number of unsheltered chronically homeless increased by **141%** (from **46** people in 2009 to **111** people in 2015) and the number of sheltered chronically homeless decreased by **22%** (from **216** people in 2009 to **169** people in 2015).

Total Chronically Homeless Persons By Shelter Type  
2009-2015



\* Persons in transitional housing not counted as chronically homeless in 2014-2015.

# Veterans

**DEFINITION:**

- ▶ A person self-identifying as having served in the military, regardless of discharge type.

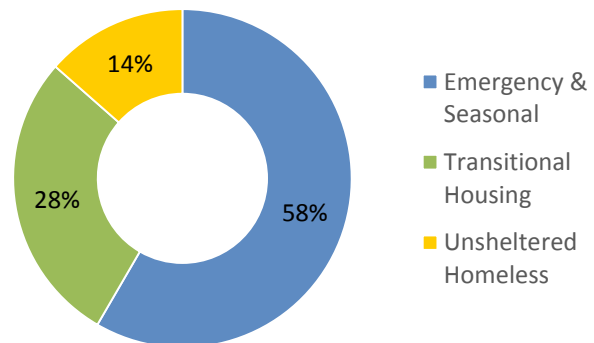
**CONTEXT:**

- ▶ From 2014-2015, community initiatives and policies that specifically targeted decreasing the number of homeless veterans included: the A Way Home Housing Endowment, which will prioritize veteran households with adults and children, the Acceleration to Housing Initiative to assist with use of VASH vouchers, and the Housing Our Heroes initiative to end veteran homelessness. See “Local Context” section for more details.
- ▶ Given changes in the unsheltered count methodology from 2013-2015, comparisons should be interpreted with caution.

## On a Single Night in January 2015

- There were **185** homeless veterans in Mecklenburg County and **195** people in homeless veteran households. Homeless veterans accounted for nearly **12%** of all homeless adults.
- Homeless veterans comprised about **9%** of the total sheltered homeless population.
- The majority of homeless veterans were sheltered in emergency shelters (**58% or 108 people**) or transitional housing (**28% or 52 people**). The remaining **13% (25 people)** were in unsheltered locations.
- **7%** of homeless veterans were female (**13 people**).
- **17% (31 people)** of veterans are chronically homeless.

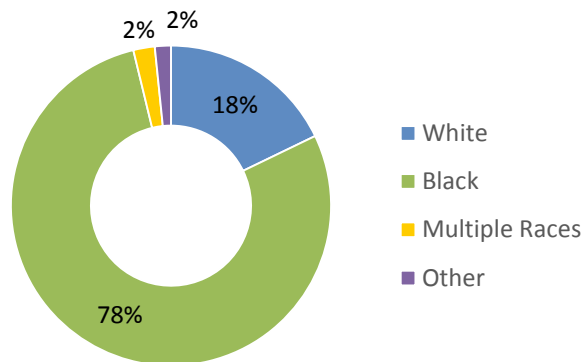
Total Homeless Veterans by Shelter Type, 2015



## Race and Ethnicity of Homeless Veterans, 2015<sup>5</sup>

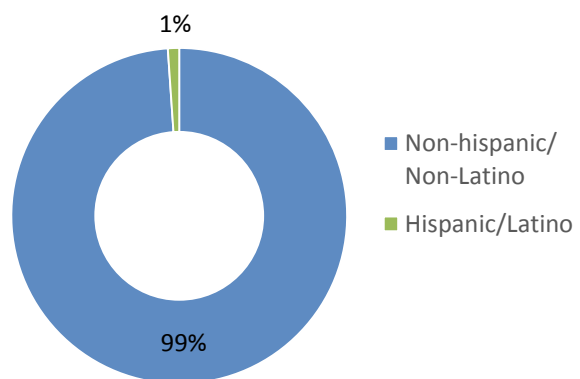
- Approximately **78%** (145 people) of homeless veterans were Black, **18%** (33 people) were White, **2%** (3 people) were other, and approximately **2%** (4 people) were multiracial.
- **59%** (or 85 people) of Black homeless veterans were in emergency and seasonal shelter compared to **28%** (40 people) in transitional housing.
- About **33%** (or 11 people) of White homeless veterans were in transitional housing. A slightly higher proportion (**52%** or 17 people) were in emergency and seasonal shelters.
- **Five** of the 33 White homeless veterans (**15%**) were counted in unsheltered locations, while **20** of the 145 Black veterans (**14%**) were counted in unsheltered locations.
- **Two (1%)** of the homeless veterans were Hispanic/Latino.

Number of Homeless Veterans by Race, 2015



N=184

Number of Homeless Veterans by Ethnicity, 2015



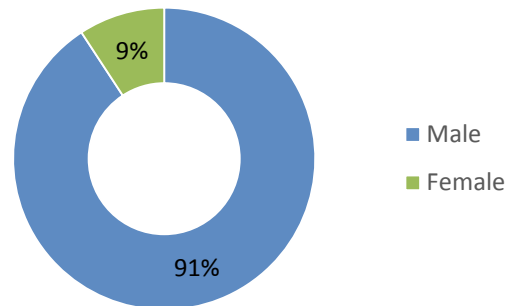
N=184

<sup>5</sup> Percentages are calculated based on the number of people who provided race/ethnicity information, resulting in race and ethnicity being calculated off of a total N of 184.

## Gender of Homeless Veterans, 2015

- **93%** (172 people) of homeless veterans were males and **7%** (13 people) were females.
- **87%** of homeless male veterans (149 people) and **85%** of homeless female veterans (11 people) were sheltered.

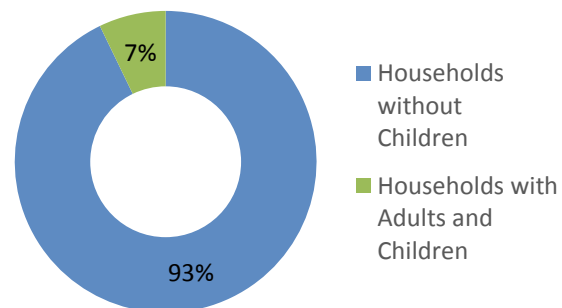
Homeless Veterans by Gender, 2015



## Household Type of Homeless Veterans, 2015

- **98%** (181 people) of homeless veterans were in veteran households without children and **2%** (4 people) were in veteran households with adults and children.
- The majority (**57%** or 104 people) of homeless veterans in veteran households without children were in emergency and seasonal shelter. The remaining **52** (29%) were in transitional housing and **25** (14%) were unsheltered).

Homeless Veterans by Household Type, 2015



# VETERANS

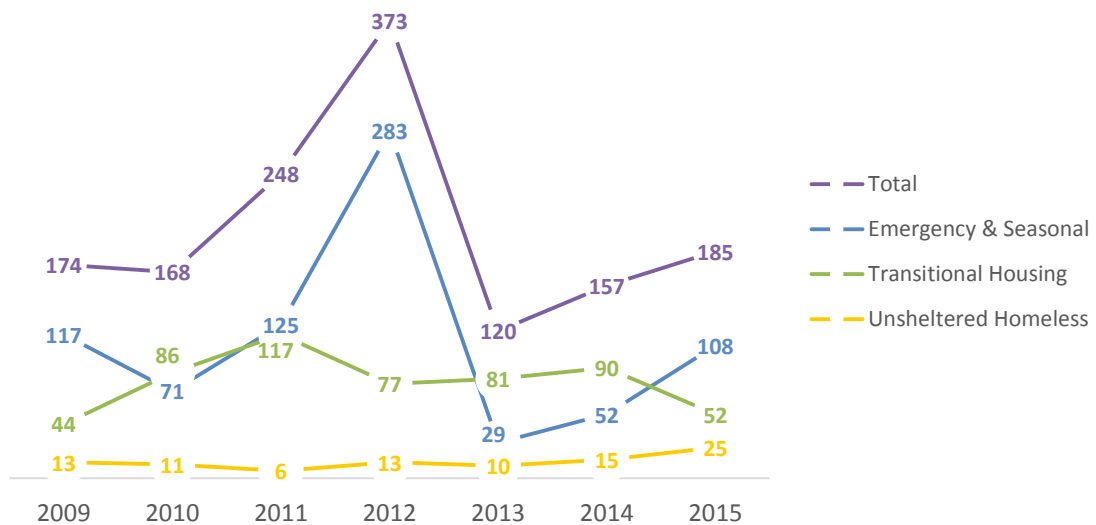
## Since 2014

- The number of homeless veterans increased by **18%** (from **157** people in 2014 to **185** people in 2015).
- The number of unsheltered veterans increased by **67%** (from **15** people in 2014 to **25** people in 2015) and the number of sheltered veterans increased by **13%** (from **142** people in 2014 to **160** people in 2015).
- The number of homeless individual veterans in emergency and seasonal shelters increased by **108%** (from **52** people in 2014 to **108** people in 2015). The number of veterans in transitional housing decreased, by **42%** (from **90** people in 2014 to **52** people in 2015).

## Since 2009

- The number of homeless veterans increased by **6%** (from **174** people in 2009 to **185** people in 2015).
- The number of sheltered homeless veterans is about the same in 2015 (**160** people) as it was in 2009 (**161** people).
- The number of unsheltered veterans increased by **92%** (from **13** people in 2009 to **25** people in 2015).

Total Homeless Veterans, 2009-2015





# Self-Reported Data

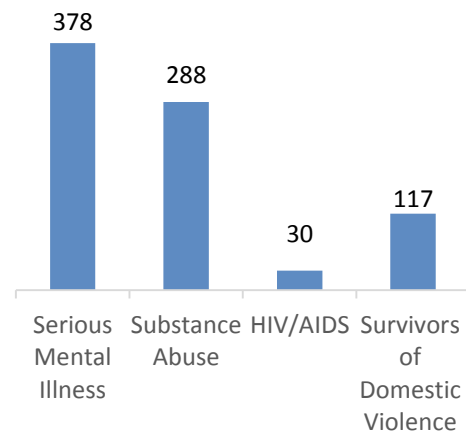
**CONTEXT:**

- ▶ Given the nature of self-reported data and changes in methodology for the unsheltered count from 2013-2014, comparisons should be interpreted with caution.

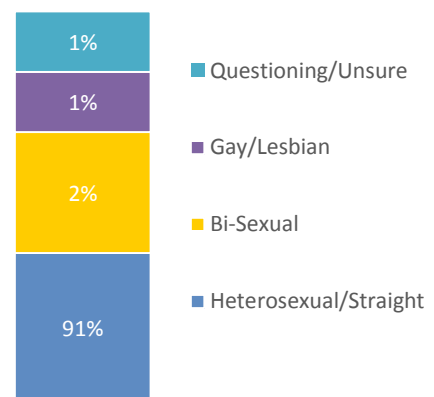
## On a Single Night in January 2015

- **Substance abuse:** There were **290** homeless adults who reported substance abuse, representing **19%** of the homeless adult population or **14%** of the total homeless population.
- **Serious mental illness:** **25%** (**379** people) of homeless adults reported having a serious mental illness.
- **Survivors of domestic violence:** There were **119** self-reported domestic violence survivors that comprised **8%** of the total homeless adult population. All were sheltered.
- **HIV/AIDS:** About **2%** (**30** people) of all homeless adults reported having HIV/AIDS.
- **Shelter type:** **74%** (**282** people) of those who reported having a serious mental illness, **70%** (**202** people) of those who reported substance abuse, **90%** (**27** people) of those reporting HIV/AIDS and **100%** (**119** people) of those reporting domestic violence were counted in emergency, seasonal or transitional housing.
- **Sexual Orientation:** Of those who reported their sexual orientation, **91%** (**154**) identified themselves as heterosexual/straight, **2%** (**4**) as bi-sexual, **1%** (**2**) as gay/lesbian, and **1%** (**2**) as questioning/unsure.

Adult Self-Reported Data, 2015



Self-Reported Sexual Orientation, 2015



# SELF-REPORTED DATA

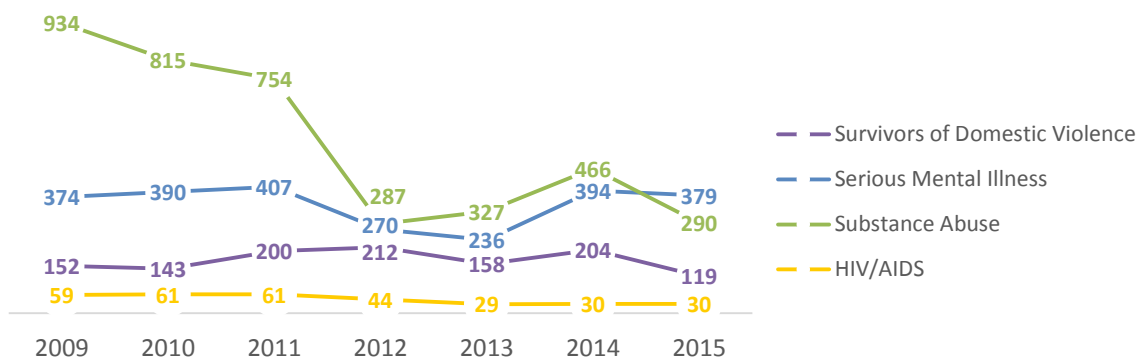
## Since 2014<sup>6</sup>

- The self-reported data decreased or stayed the same across the board: those reporting a serious mental illness decreased **4%** (from **394** people in 2014 to **379** people in 2015); those who reported a substance abuse decreased **38%** (from **466** people in 2014 to **290** people in 2015); those who reported being survivors of domestic violence decrease **42%** (from **204** individuals in 2014 to **119** individuals in 2015); and there was no change in those reporting HIV/AIDS (from **30** people in 2014 to **30** people in 2015).
- The number of homeless individuals counted in unsheltered locations increased for those who reported a serious mental illness (**64%** or **38** people), substance abuse disorder (**113%** or **10** people), and HIV/AIDS (from **2** in 2014 to **3** people in 2015). Since 2014, the number of homeless individuals counted in unsheltered locations who are survivors of domestic violence did not change as no unsheltered persons reported that they were survivors of domestic violence.

## Since 2009<sup>7</sup>

- The self-reported data decreased for all categories except mental illness: homeless adults reporting substance abuse declined by **69%** (from **934** people in 2009 to **290** people in 2015); those reporting having HIV/AIDS declined by **49%** (from **59** people in 2009 to **30** people in 2015); those reporting being survivors of domestic violence declined by **22%** (from **152** people in 2009 to **119** in 2015); and those reporting a serious mental illness increased by **1%** from **374** to **379**).

Homeless Adult Self-reported Data, 2009-2015



Note: These items are self-reported and are not mutually-exclusive.

<sup>6</sup> 2015 was the first year that data was collected on sexual orientation.

<sup>7</sup> Ibid.

# Appendix

TOTAL PERSONS					
	2009	2014	2015	% change 2009-2015	% change 2014-2015
Emergency & Seasonal	1136	1045	1183	4%	13%
Transitional	795	805	638	-20%	-21%
Unsheltered	550	164	180	-67%	10%
Total	2481	2014	2001	-19%	-1%
% Sheltered	78%	92%	91%	17%	-1%
% Unsheltered	22%	8%	9%	-59%	13%

HOUSEHOLDS WITH ADULTS AND CHILDREN					
	2009	2014	2015	% change 2009-2015	% change 2014-2015
Emergency & Seasonal	104	125	148	42%	18%
Transitional	74	152	108	46%	-29%
Unsheltered	1	3	0	-100%	-100%
Total	179	280	256	43%	-9%
% Sheltered	99%	99%	100%	1%	1%
% Unsheltered	1%	1%	0%	-100%	-100%

HOUSEHOLDS WITHOUT CHILDREN					
	2009	2014	2015	% change 2009-2015	% change 2014-2015
Emergency & Seasonal	810	671	758	-6%	13%
Transitional	602	359	293	-51%	-18%
Unsheltered	547	155	180	-67%	16%
Total	1959	1185	1231	-37%	4%
% Sheltered	72%	87%	85%	18%	-2%
% Unsheltered	28%	13%	15%	-46%	15%

# APPENDIX

CHILD ONLY HOUSEHOLDS					
	2009	2014	2015	% change 2009-2015	% change 2014-2015
Emergency & Seasonal	10	7	9	-10%	29%
Transitional	4	2	3	-25%	50%
Unsheltered	2	0	0	-100%	0%
Total	16	9	12	-25%	33%
% Sheltered	88%	100%	100%	14%	0%
% Unsheltered	13%	0%	0%	-100%	0%

UNACCOMPANIED YOUTH					
	2009	2014	2015	% change 2009-2015	% change 2014-2015
Emergency & Seasonal	n/a	57	17		-70%
Transitional	n/a	27	9		-67%
Unsheltered	n/a	7	10		43%
Total	n/a	91	36		-60%
% Sheltered	n/a	92%	72%		-22%
% Unsheltered	n/a	8%	28%		250%

CHRONICALLY HOMELESS					
	2009	2014	2015	% change 2009-2015	% change 2014-2015
Emergency & Seasonal	216	122	169	-22%	39%
Transitional					
Unsheltered	46	81	111	141%	37%
Total	262	203	280	7%	38%
% Sheltered	82%	60%	60%	-27%	0%
% Unsheltered	18%	40%	40%	122%	0%

VETERANS					
	2009	2014	2015	% change 2009-2015	% change 2014-2015
Emergency & Seasonal	117	52	108	-8%	108%
Transitional	44	90	52	18%	-42%
Unsheltered	13	15	25	92%	67%
Total	174	157	185	6%	18%
% Sheltered	93%	90%	86%	-8%	-4%

% Unsheltered	7%	10%	14%	100 %	40%
<b>AGE - 2015</b>					
	Emergency & Seasonal	Transitional	Unsheltered	Total	
Persons age 25 or older	846	369	170	1,385	
Persons age 18-24	80	36	10	126	
Persons age 17 or younger	9	3	0	12	

<b>GENDER - 2015</b>					
	Emergency & Seasonal	Transitional	Unsheltered	Total	
Male	729	267	149	1,145	
Female	450	371	31	852	
Transgender	2	0	0	2	

<b>RACE/ETHNICITY - 2015</b>					
	Emergency & Seasonal	Transitional	Unsheltered	Total	
<b><i>Ethnicity</i></b>					
Non-Hisp./Non-Latino	1140	620	163	1923	
Hispanic/Latino	36	15	9	60	
<b><i>Race</i></b>					
White	162	91	53	306	
Black or African American	994	541	110	1645	
Multiple Races	17	3	3	23	
Other	14	3	3	20	